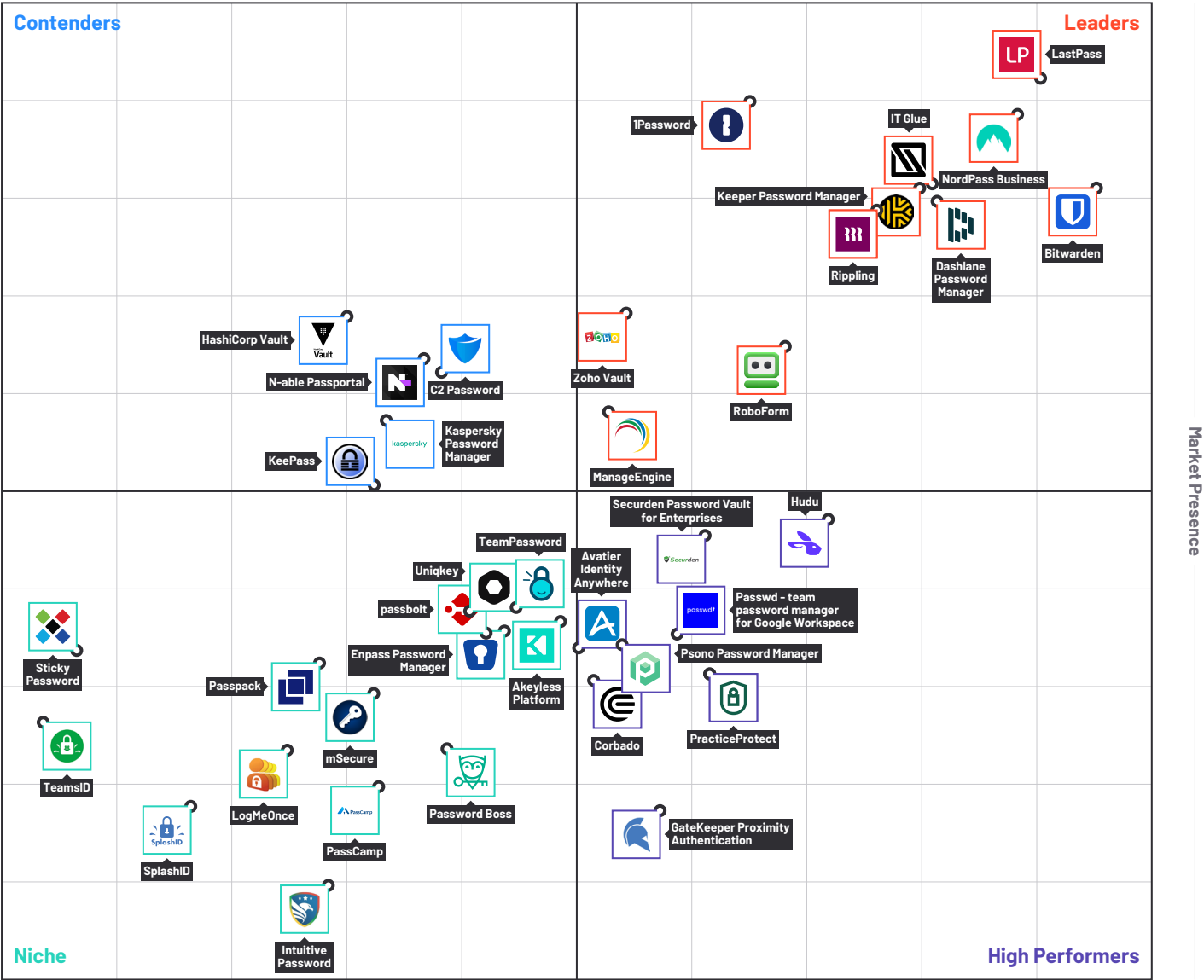


Grid® Report for Password Managers | Fall 2025



Password Managers



G2 Grid® Scoring

(Password Managers continues on next page)

Password Managers (continued)

Password Managerse Definition

This page was last updated on June 9th, 2025

Password managers store and control a user's passwords through an encrypted vault downloaded to a user's computer or mobile device or digitally through browser plugins or extensions. As an [identity management software](#), The [best password managers](#) help protect personal data by securing and strengthening personal passwords. They allow users to create strong and unique passwords for every website or application they log in to while saving the user from having to memorize each password. Personal password managers are typically for individual users or small groups, but paid password managers, the kind of products listed on G2, can be used by larger businesses to maintain highly secure credentials. The products can be used to share, randomize, mandate, and monitor password changes.

Some identity management products provide password features, but software specific to password management typically provide less advanced capabilities than [identity and access management \(IAM\) software](#), [single sign-on \(SSO\) solutions](#), and [user provisioning and governance tools](#).

To qualify for inclusion in the Password Manager category, a product must:

- ▶ Store and save passwords for websites
- ▶ Automate the filling of password forms or logins
- ▶ Provide tools for securely sharing credentials
- ▶ Integrate with browsers or function atop applications
- ▶ Allow users to create, change, or randomize passwords

Password Managers Grid® Scoring Description

Products shown on the Grid® for Password Managers have received a minimum of 10 reviews/ratings in data gathered by August 12, 2025. Products are ranked by customer satisfaction (based on user reviews) and market presence (based on market share, seller size, and social impact) and placed into four categories on the Grid®:

- ▶ Products in the Leader quadrant are rated highly by G2 users and have substantial Market Presence scores. Leaders include: [LastPass](#), [NordPass Business](#), [Bitwarden](#), [IT Glue](#), [Dashlane Password Manager](#), [Keeper Password Manager](#), [1Password](#), [Rippling](#), [RoboForm](#), [Zoho Vault](#), and [ManageEngine Password Manager Pro](#)
- ▶ High Performing products have high customer Satisfaction scores and low Market Presence compared to the rest of the category. High Performers include: [Hudu](#), [Securden Password Vault for Enterprises](#), [Passwd - team password manager for Google Workspace](#), [PracticeProtect](#), [Psono Password Manager](#), [Avatier Identity Anywhere](#), [Corbado](#), and [GateKeeper Proximity Authentication](#)
- ▶ Contender products have relatively low customer Satisfaction scores and high Market Presence compared to the rest of the category. While they may have positive reviews, they do not have enough reviews to validate those ratings. Contenders include: [C2 Password](#), [N-able Passportal](#), [HashiCorp Vault](#), [Kaspersky Password Manager](#), and [KeePass](#)
- ▶ Niche products have relatively low Satisfaction scores and low Market Presence compared to the rest of the category. While they may have positive reviews, they do not have enough reviews to validate those ratings. Niche products include: [Akeyless Platform](#), [TeamPassword](#), [Enpass Password Manager](#), [Uniqkey](#), [passbolt](#), [Password Boss](#), [mSecure](#), [Passpack](#), [PassCamp](#), [LogMeOnce](#), [Sticky Password](#), [Intuitive Password](#), [SplashID](#), and [TeamsID](#)



Grid® Scores for Password Managers

The table below shows the Satisfaction and Market Presence scores that determine product placement on the Grid®. To learn more about each of the products, please see the profile section.

Leaders

	# of Reviews	Satisfaction	Market Presence	G2 Score
LastPass	1823	93	97	95
NordPass Business	577	91	93	92
Bitwarden	891	98	84	91
IT Glue	534	83	85	84
Dashlane Password Manager	595	83	83	83
Keeper Password Manager	1096	82	84	83
1Password	1416	66	94	80
Rippling	438	78	82	80
RoboForm	728	69	66	68
Zoho Vault	64	55	70	62
ManageEngine	33	53	59	56

High Performers

Hudu	172	73	47	60
Securden Password Vault for Enterprises	36	62	45	53
Passwd – team password manager for Google Workspace	48	59	34	47
PracticeProtect	13	62	29	46
Psono Password Manager	20	54	32	43
Avatier Identity Anywhere	28	50	32	41
Corbado	10	52	28	40
GateKeeper Proximity Authentication	16	58	14	36

(Grid® Scores for Password Managers continues on next page)

* Products are ordered by G2 Score. Satisfaction score is used as a tiebreaker if two products have the same G2 Score.



Grid® Scores for Password Managers (continued)

The table below shows the Satisfaction and Market Presence scores that determine product placement on the Grid®. To learn more about each of the products, please see the profile section.

Contenders

	# of Reviews	Satisfaction	Market Presence	G2 Score
C2 Password	10	38	63	50
N-able Passportal	37	36	65	50
HashiCorp Vault	34	29	70	49
Kaspersky Password Manager	17	32	58	45
KeePass	209	31	51	41

Niche

Akeyless Platform	42	49	35	42
TeamPassword	178	45	37	41
Enpass Password Manager	25	43	34	39
Uniqkey	133	40	36	38
passbolt	12	42	34	38
Password Boss	14	38	21	29
mSecure	13	31	27	29
Passpack	33	26	30	28
PassCamp	16	32	16	24
LogMeOnce	14	23	20	22
Sticky Password	16	4	32	18
Intuitive Password	11	27	5	16
SplashID	19	14	14	14
TeamsID	11	1	24	12

* Products are ordered by G2 Score. Satisfaction score is used as a tiebreaker if two products have the same G2 Score.

Grid® Methodology

Grid® Rating Methodology

The Grid® represents the democratic voice of real software users, rather than the subjective opinion of one analyst. G2 rates products from the Password Managers category algorithmically based on data sourced from product reviews shared by G2 users and data sourced from third parties.

Technology buyers can use the Grid® to help them quickly select the best products for their businesses and to find peers with similar experiences. For sellers, media, investors, and analysts, the Grid® provides benchmarks for product comparison and market trend analysis.

Grid® Scoring Methodology

The Grid® Report for Password Managers | Fall 2025 is based on reviews collected through August 12, 2025. We apply unique algorithms to this data to calculate Satisfaction (v4.0) and Market Presence (v7.0) scores for the Fall 2025 report quarter. To view the Password Managers Grid® with the most recent data, please visit the [Password Managers](#) page. For more details on Grid® Scoring, please view the [G2 Scoring Methodology here](#).

Grid® Categorization Methodology

Making G2 research relevant and easy for people to use as they evaluate and select business software products is one of our most important goals. In support of that goal, organizing products and software companies in a well-defined structure that makes capturing, evaluating, and displaying reviews and other research in an orderly manner is a critical part of the research process.

To manage the process of categorizing the software products and the related reviews in the G2 community, G2 follows a publicly available [categorization methodology](#). All products appearing on the Grid® have passed through G2's categorization methodology and meet G2's category standards.

Many terms that appear regularly across G2 and are used to aid in product categorization warrant a definition to facilitate buyer understanding. These terms may be included within reviews from the G2 community or in executive summaries for products included on the Grid®. A [list of standard definitions](#) is available to G2 users to eliminate confusion and ease the buying process.

Rating Changes and Dynamics

The ratings in this report are based on a snapshot of the user reviews and third-party data collected by G2 up through August 12, 2025. The ratings may change as the products are further developed, the sellers grow, and as additional opinions are shared by users. G2 updates the ratings on its website in real time as additional data is received, and this report will be updated as significant data is received. By improving their products and support and/or by having more satisfied customer voices heard, Contenders may become Leaders and Niche sellers may become High Performers.

Trust

Keeping our ratings unbiased is our top priority. G2 follows defined community guidelines to ensure privacy, and authenticity for users and reviews. For more details, please view the [G2 Community Guidelines here](#).

(Grid® Methodology continues on next page)

**Net Promoter, Net Promoter System, Net Promoter Score, NPS and the NPS-related emoticons are registered trademarks of Bain & Company, Inc., Fred Reichheld and Satmetrix Systems, Inc.



Grid® Methodology (continued)

Grid® Inclusion Criteria

All products in a G2 category that have at least 10 reviews from real users of the product are included on the Grid®. Inviting other users, such as colleagues and peers, to join G2 and share authentic product reviews will accelerate this process.

If a software is not yet listed on G2 and it fits the market definition above, then users are encouraged to [suggest its addition](#) to our [Password Managers category](#).

Product Profiles

Product profiles and detailed charts are included for products with 10 or more reviews.



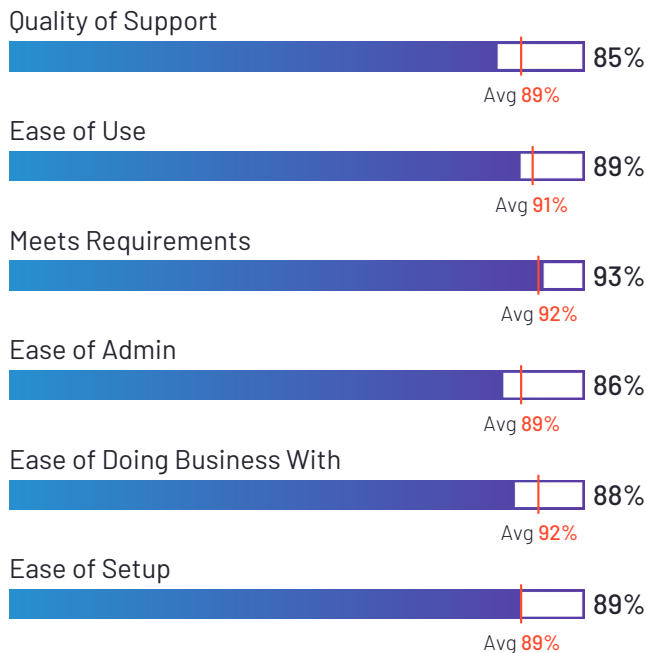
LastPass

4.4 ★★★★★ (1,872)

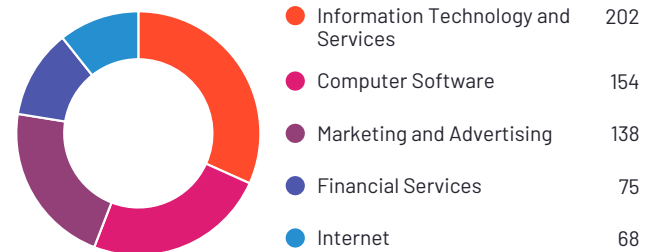


LastPass has been named a Leader based on receiving a high customer Satisfaction score and having a large Market Presence. LastPass has the largest Market Presence among products in Password Managers. 93% of users rated it 4 or 5 stars, 83% of users believe it is headed in the right direction, and users said they would be likely to recommend LastPass at a rate of 89%. LastPass is also in the Single Sign-On (SSO), Multi-Factor Authentication (MFA), Dark Web Monitoring, Biometric Authentication, Risk-Based Authentication (RBA), and Passwordless Authentication categories.

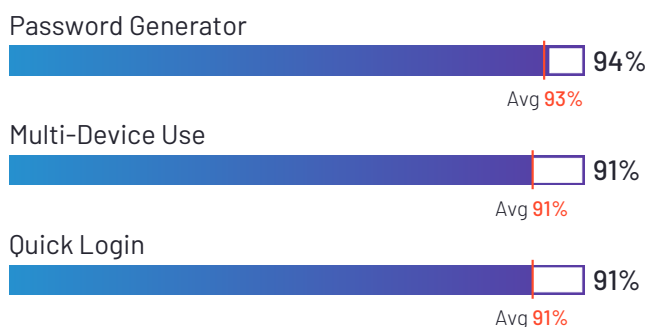
Satisfaction Ratings



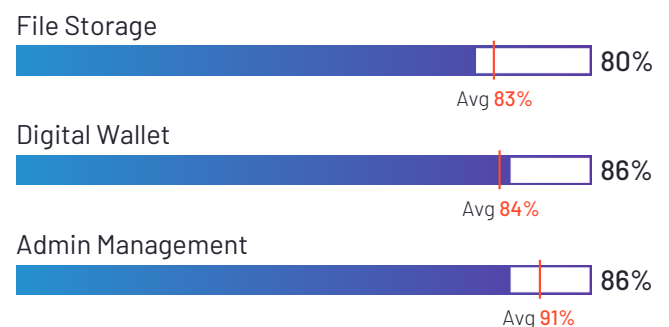
Top Industries Represented



Highest-Rated Features



Lowest-Rated Features



Ownership
LastPass



HQ Location
Boston,
Massachusetts



Year Founded
2008



**Employees (Listed
On LinkedIn)**
821



Company Website
lastpass.com



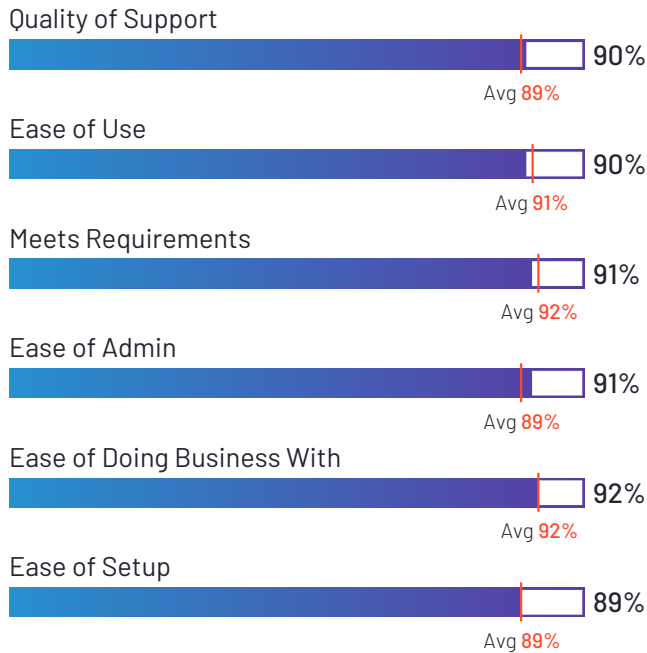
NordPass Business

4.5 ★★★★★ (595)

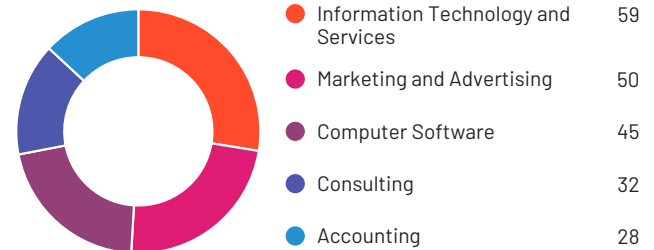


NordPass Business has been named a Leader based on receiving a high customer Satisfaction score and having a large Market Presence. 95% of users rated it 4 or 5 stars, 88% of users believe it is headed in the right direction, and users said they would be likely to recommend NordPass Business at a rate of 89%. NordPass Business is also in the Identity and Access Management (IAM), Biometric Authentication, Passwordless Authentication, User Provisioning and Governance Tools, Single Sign-On (SSO), and Multi-Factor Authentication (MFA) categories.

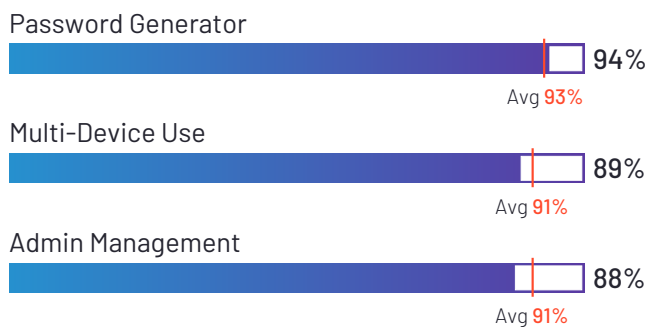
Satisfaction Ratings



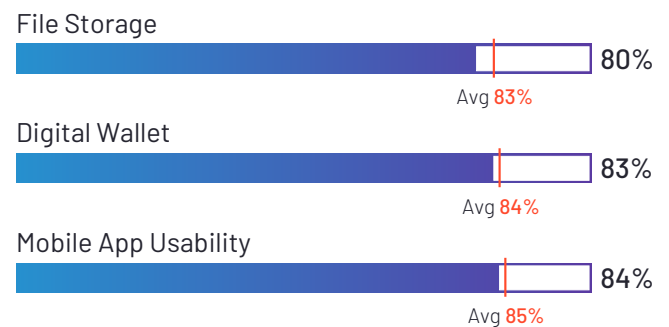
Top Industries Represented



Highest-Rated Features



Lowest-Rated Features



Ownership
Nord Security



HQ Location
Global



Year Founded
2012



Employees (Listed On LinkedIn)
1,709



Company Website
nordsecurity.com



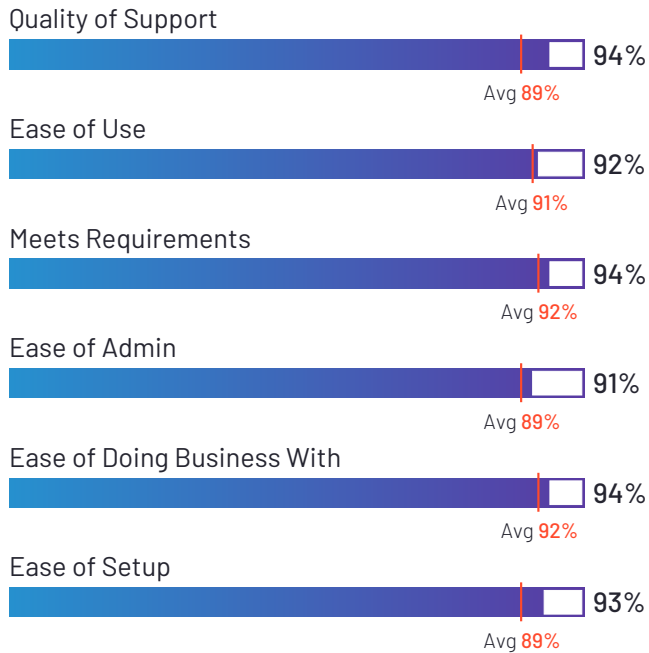
Bitwarden

4.7 ★★★★★ (897)

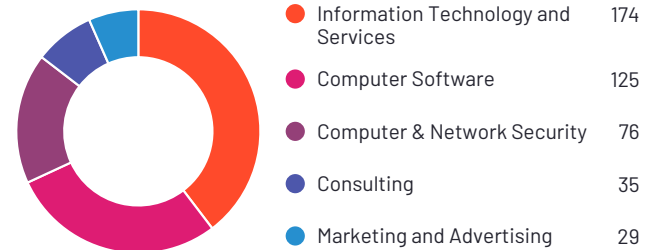


Bitwarden has been named a Leader based on receiving a high customer Satisfaction score and having a large Market Presence. Bitwarden received the highest Satisfaction score among products in Password Managers. 99% of users rated it 4 or 5 stars, 96% of users believe it is headed in the right direction, and users said they would be likely to recommend Bitwarden at a rate of 94%.

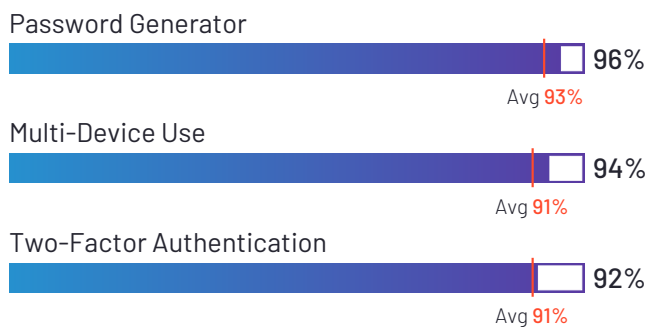
Satisfaction Ratings



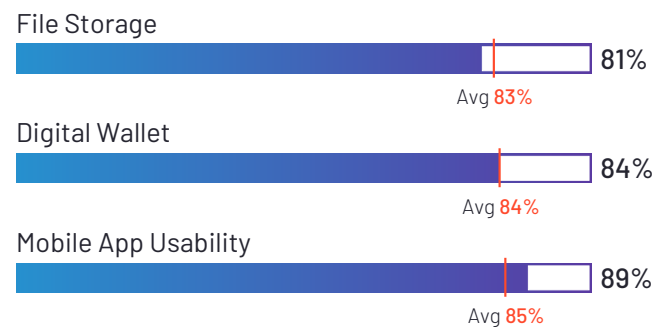
Top Industries Represented



Highest-Rated Features



Lowest-Rated Features



Ownership
Bitwarden



HQ Location
Santa Barbara, CA



Year Founded
2015



Employees (Listed On LinkedIn)
201



Company Website
bitwarden.com



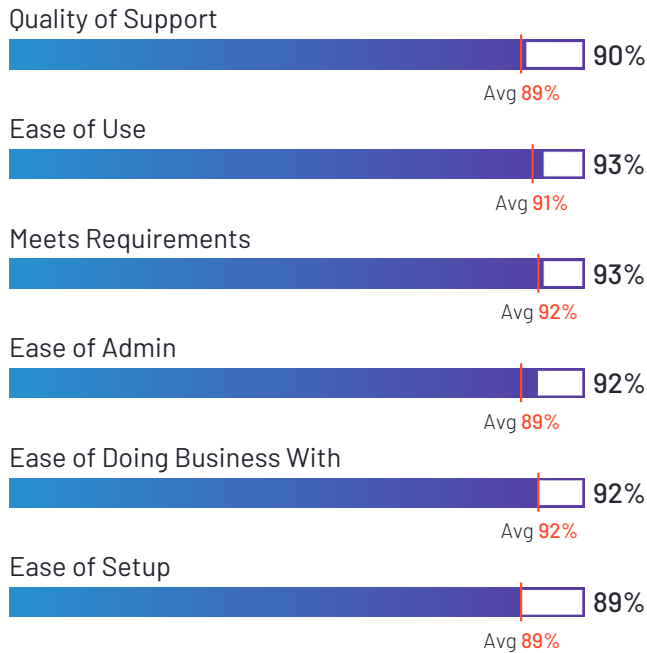
IT Glue

4.7 ★★★★★ (617)




IT Glue has been named a Leader based on receiving a high customer Satisfaction score and having a large Market Presence. 98% of users rated it 4 or 5 stars, 90% of users believe it is headed in the right direction, and users said they would be likely to recommend IT Glue at a rate of 94%. IT Glue is also in the IT Documentation, IT Asset Management, Standard Operating Procedures, and Knowledge Base categories.


Satisfaction Ratings



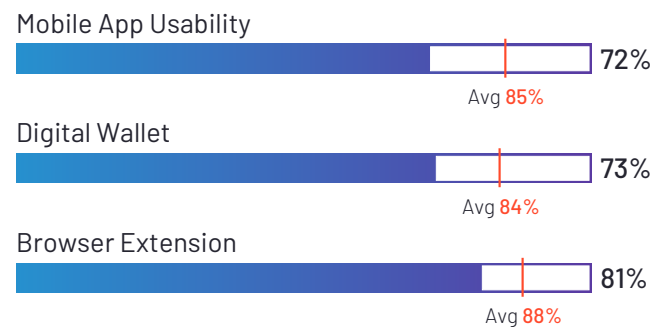
Top Industries Represented



Highest-Rated Features



Lowest-Rated Features



Ownership
Kaseya



HQ Location
Miami, FL



Year Founded
2000



Employees (Listed On LinkedIn)
5,369



Company Website
www.kaseya.com



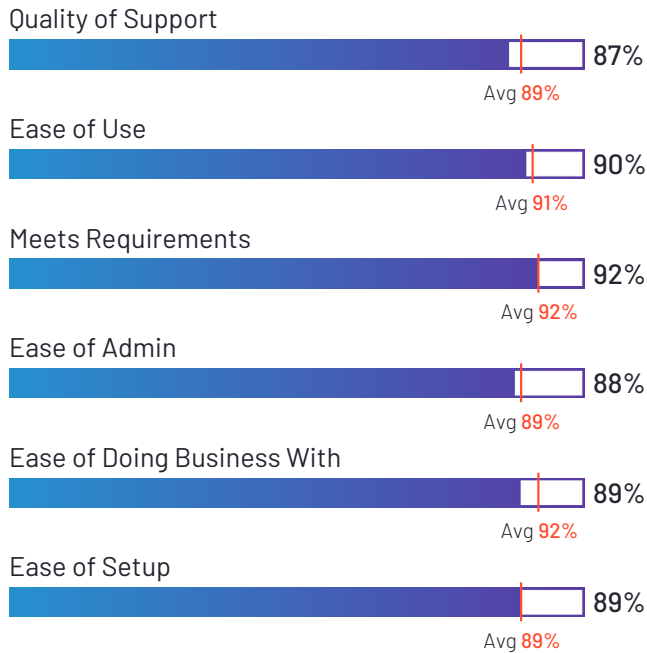
Dashlane Password Manager

4.5 ★★★★★ (603)

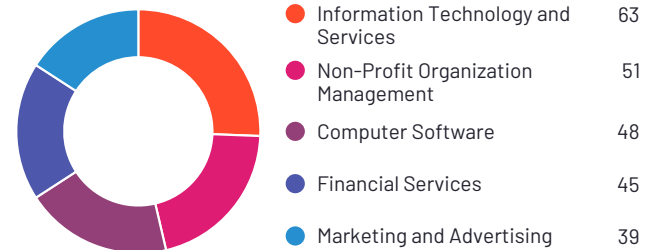


Dashlane Password Manager has been named a Leader based on receiving a high customer Satisfaction score and having a large Market Presence. 95% of users rated it 4 or 5 stars, 91% of users believe it is headed in the right direction, and users said they would be likely to recommend Dashlane Password Manager at a rate of 90%. Dashlane Password Manager is also in the Single Sign-On (SSO) category.

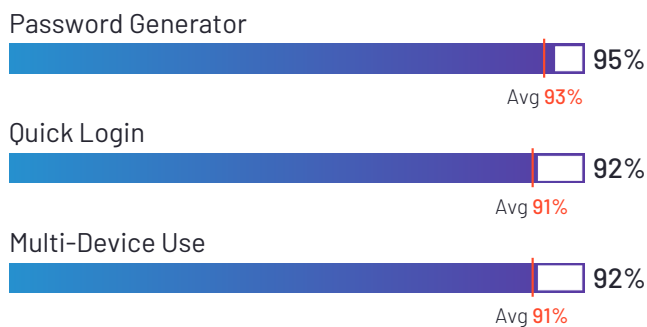
Satisfaction Ratings



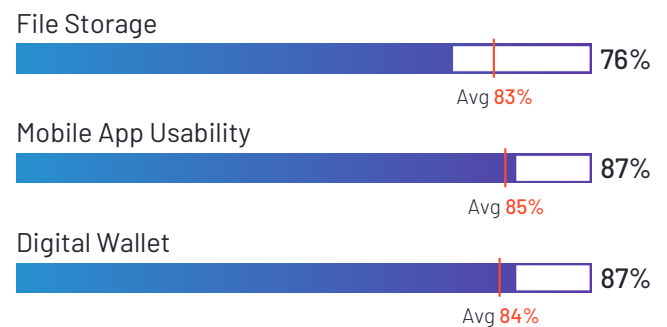
Top Industries Represented



Highest-Rated Features



Lowest-Rated Features



Ownership
Dashlane



HQ Location
New York



Year Founded
2009



Employees (Listed On LinkedIn)
313



Company Website
dashlane.com



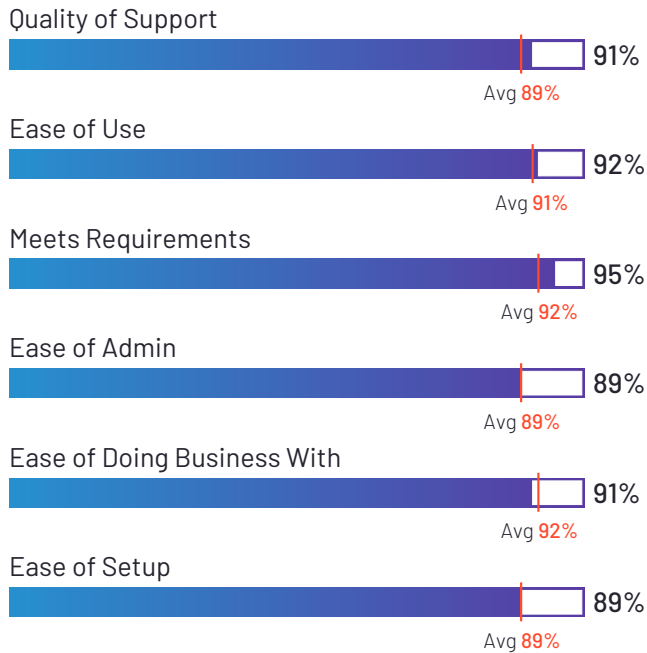
Keeper Password Manager

4.6 ★★★★★ (1,123)




Keeper Password Manager has been named a Leader based on receiving a high customer Satisfaction score and having a large Market Presence. 96% of users rated it 4 or 5 stars, 92% of users believe it is headed in the right direction, and users said they would be likely to recommend Keeper Password Manager at a rate of 92%. Keeper Password Manager is also in the Dark Web Monitoring, Single Sign-On (SSO), Passwordless Authentication, Biometric Authentication, Multi-Factor Authentication (MFA), Encryption, and Secrets Management Tools categories.


Satisfaction Ratings



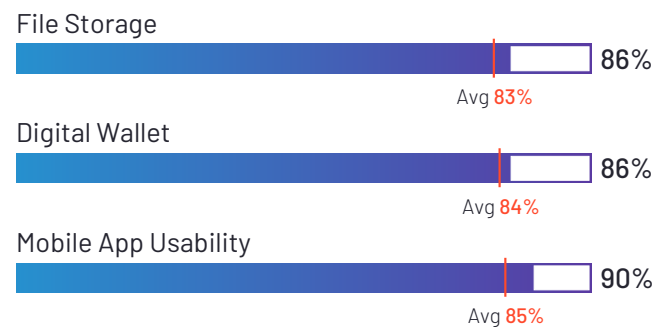
Top Industries Represented



Highest-Rated Features



Lowest-Rated Features



Ownership
Keeper Security



HQ Location
Chicago, IL



Year Founded
2011



Employees (Listed On LinkedIn)
570



Company Website
keepersecurity.com



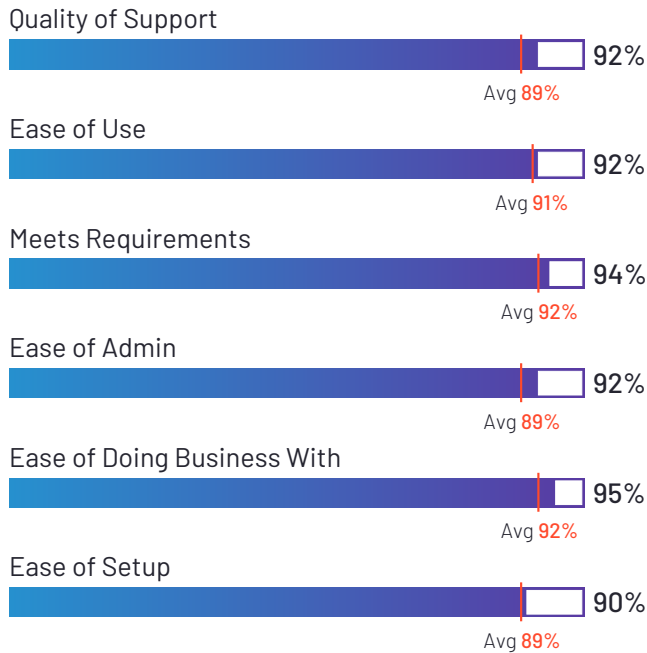
1Password

4.6 ★★★★★ (1,444)

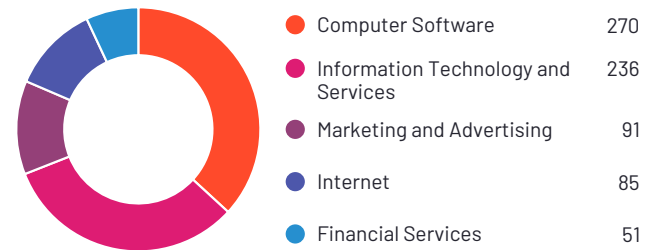


1Password has been named a Leader based on receiving a high customer Satisfaction score and having a large Market Presence. 96% of users rated it 4 or 5 stars, 89% of users believe it is headed in the right direction, and users said they would be likely to recommend 1Password at a rate of 93%. 1Password is also in the Secrets Management Tools, Dark Web Monitoring, Passwordless Authentication, Biometric Authentication, Risk-Based Authentication (RBA), Multi-Factor Authentication (MFA), Identity and Access Management (IAM), Single Sign-On (SSO), User Provisioning and Governance Tools, and Password Policy Enforcement categories.

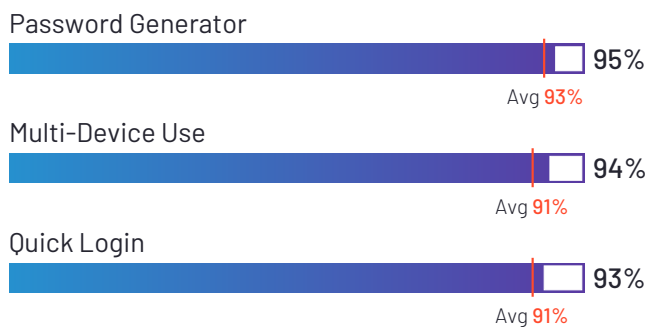
Satisfaction Ratings



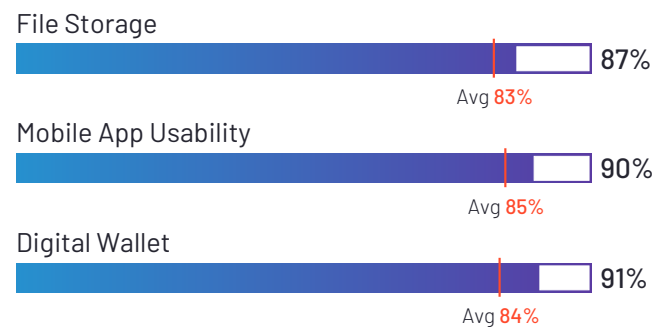
Top Industries Represented



Highest-Rated Features



Lowest-Rated Features



Ownership
1Password



HQ Location
Ontario



Year Founded
2005



Employees (Listed On LinkedIn)
2,628



Company Website
1password.com



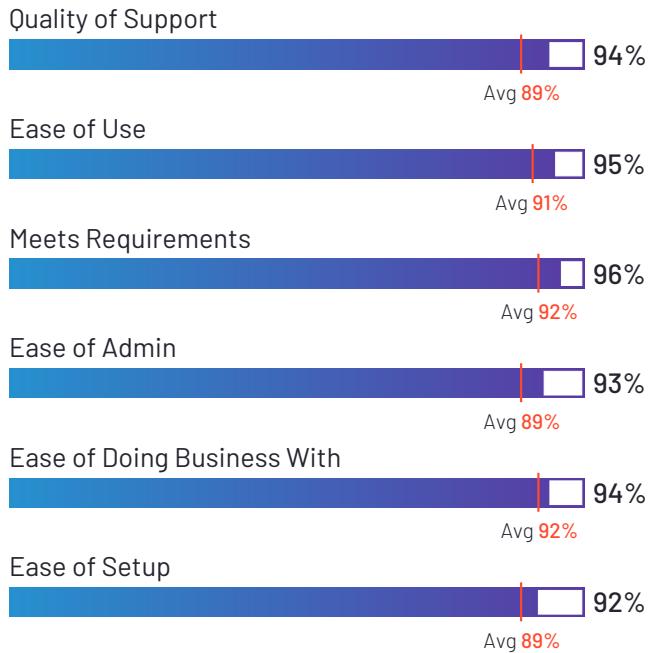
Rippling

4.8 ★★★★★ (9,840)

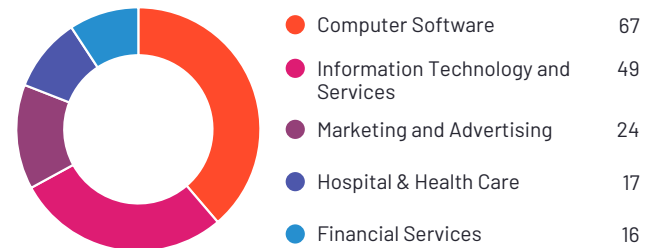


Rippling has been named a Leader based on receiving a high customer Satisfaction score and having a large Market Presence. 97% of users rated it 4 or 5 stars, 96% of users believe it is headed in the right direction, and users said they would be likely to recommend Rippling at a rate of 95%. Rippling is also in the Global Employment Platforms (GEP), HR Analytics, Core HR, Contractor Payments, Benefits Administration, Workforce Planning, Payroll, Accounts Payable (AP) and Spend Analysis, AP Automation, User Provisioning and Governance Tools, Employer of Record (EOR), Expense Management, Corporate Learning Management Systems, Onboarding, Absence Management, Cloud Directory Services, PEO Providers, Employee Scheduling, HR Compliance, Single Sign-On (SSO), Workforce Management, Time & Attendance, Identity and Access Management (IAM), Mobile Device Management (MDM), Contractor Management, Travel Management, Applicant Tracking Systems (ATS), Spend Management, HCM Software, Multi-Country Payroll, Training Management Systems, and Performance Management categories.


Satisfaction Ratings



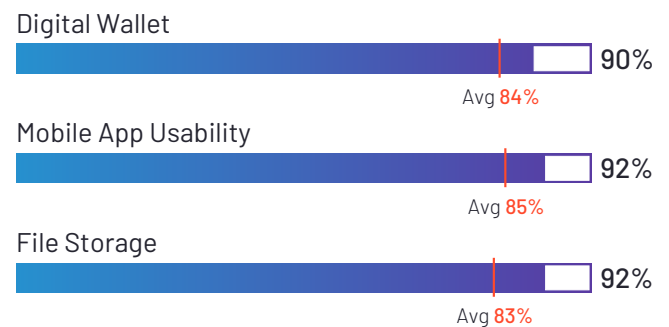
Top Industries Represented



Highest-Rated Features



Lowest-Rated Features



Ownership
Rippling



HQ Location
San Francisco, CA



Year Founded
2016



Employees (Listed On LinkedIn)
5,705



Company Website
rippling.com



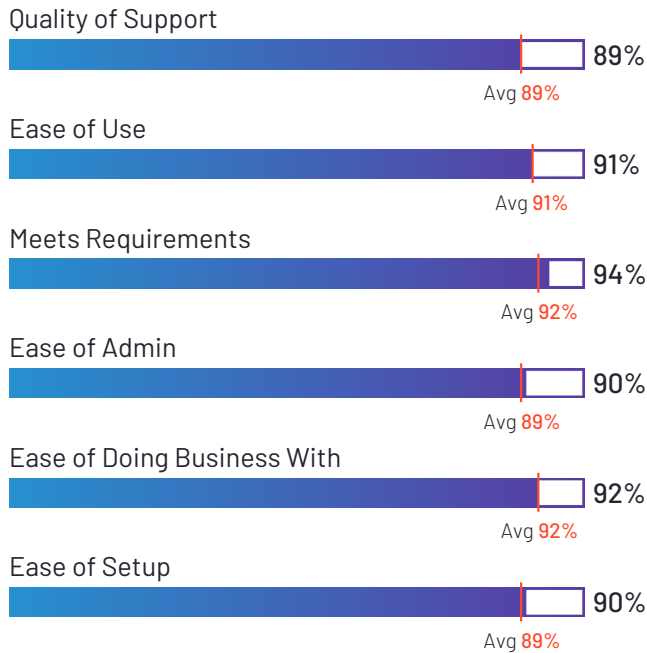
RoboForm

4.6 ★★★★★ (739)

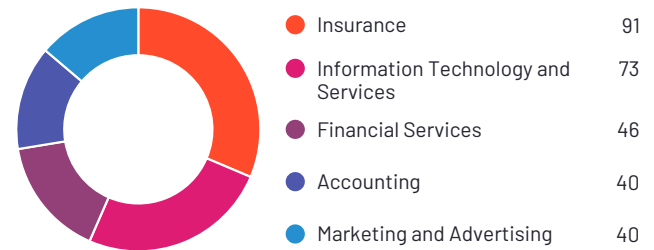


RoboForm has been named a Leader based on receiving a high customer Satisfaction score and having a large Market Presence. 98% of users rated it 4 or 5 stars, 89% of users believe it is headed in the right direction, and users said they would be likely to recommend RoboForm at a rate of 93%.

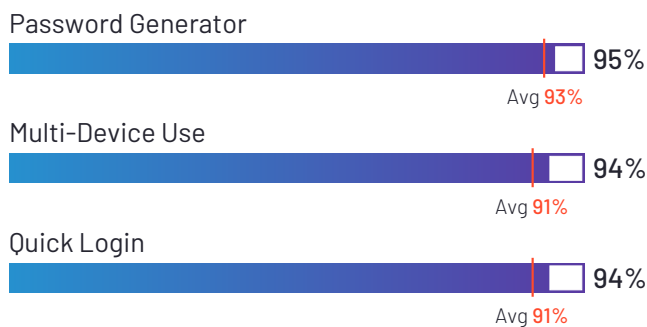
Satisfaction Ratings



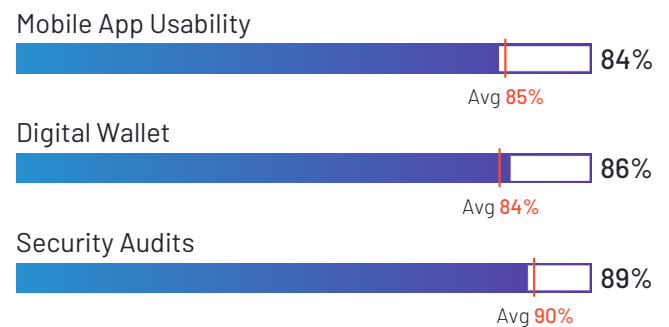
Top Industries Represented



Highest-Rated Features



Lowest-Rated Features



Ownership
Siber Systems



HQ Location
Fairfax, VA



Year Founded
1995



Employees (Listed On LinkedIn)
66



Company Website
roboform.com



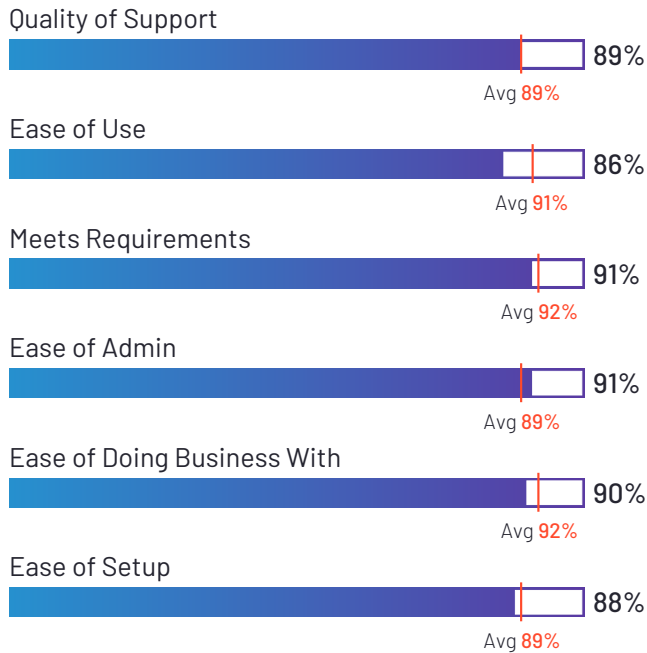
Zoho Vault

4.2 ★★★★★ (86)



Zoho Vault has been named a Leader based on receiving a high customer Satisfaction score and having a large Market Presence. 95% of users rated it 4 or 5 stars, 84% of users believe it is headed in the right direction, and users said they would be likely to recommend Zoho Vault at a rate of 87%.


Satisfaction Ratings



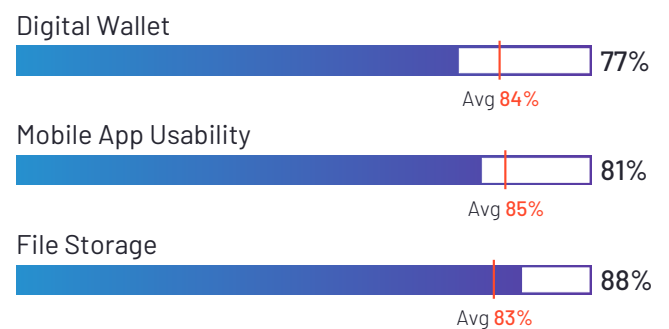
Top Industries Represented



Highest-Rated Features



Lowest-Rated Features



Ownership
Zoho



HQ Location
Austin, TX



Year Founded
1996



Employees (Listed On LinkedIn)
26,328



Company Website
www.zoho.com

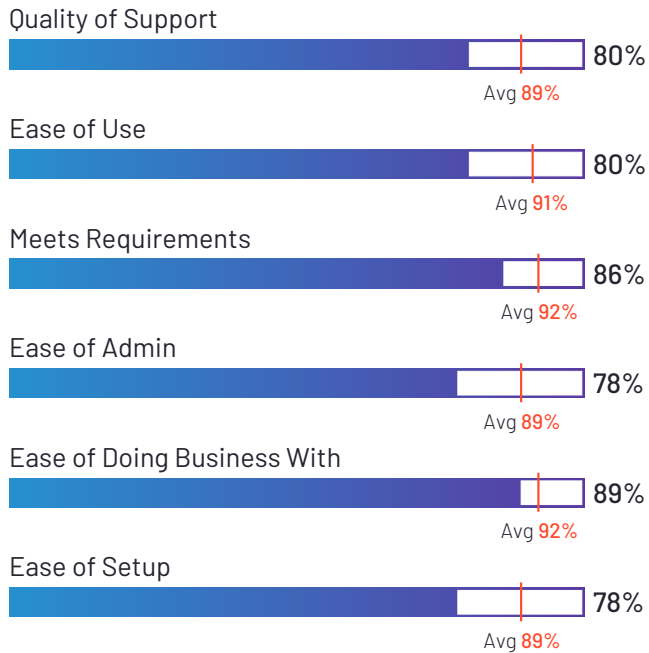
ManageEngine
Password Manager Pro

3.9 ★★★★★ (34)

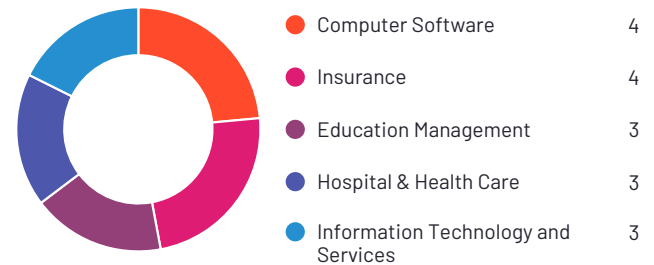


ManageEngine Password Manager Pro has been named a Leader based on receiving a high customer Satisfaction score and having a large Market Presence. 82% of users rated it 4 or 5 stars, 78% of users believe it is headed in the right direction, and users said they would be likely to recommend ManageEngine at a rate of 79%. ManageEngine is also in the Password Policy Enforcement and Privileged Access Management (PAM) categories.

Satisfaction Ratings



Top Industries Represented



Ownership
ManageEngine



HQ Location
Del Valle, Texas



Year Founded
2002



**Employees (Listed
On LinkedIn)**
513



Company Website
manageengine.com



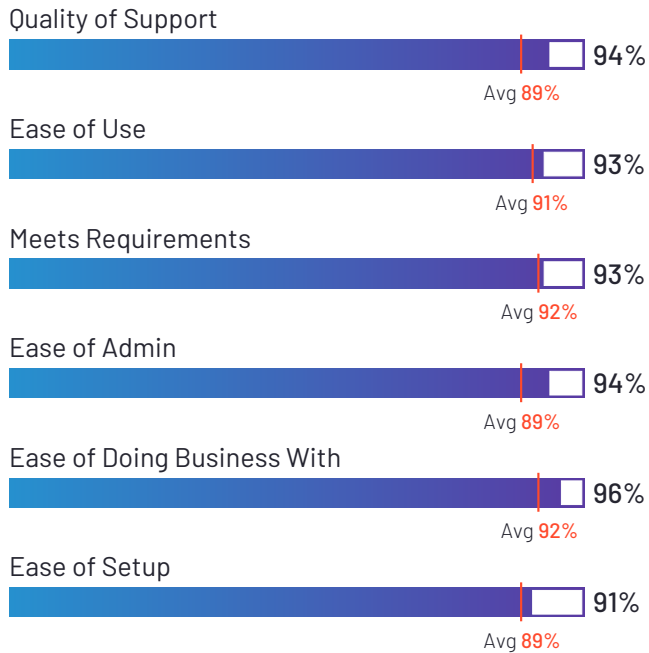
Hudu

4.7 ★★★★★ (219)




Hudu has been named a High Performer product based on having high customer Satisfaction scores and a low Market Presence compared to the rest of the category. 99% of users rated it 4 or 5 stars, 98% of users believe it is headed in the right direction, and users said they would be likely to recommend Hudu at a rate of 96%. Hudu is also in the IT Documentation, Standard Operating Procedures, Knowledge Base, and Website Change Monitoring categories.


Satisfaction Ratings



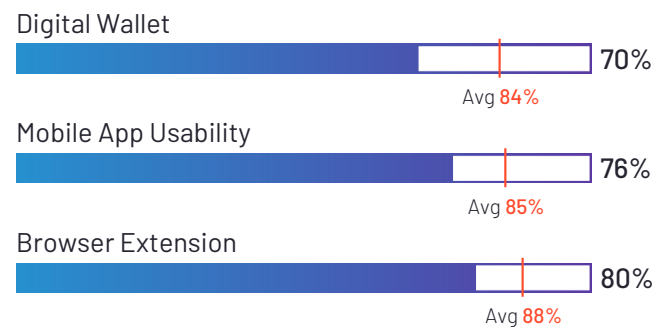
Top Industries Represented



Highest-Rated Features



Lowest-Rated Features



Ownership
Hudu



HQ Location
Fort Collins,
Colorado



Year Founded
2018



**Employees (Listed
On LinkedIn)**
26



Company Website
hudu.com

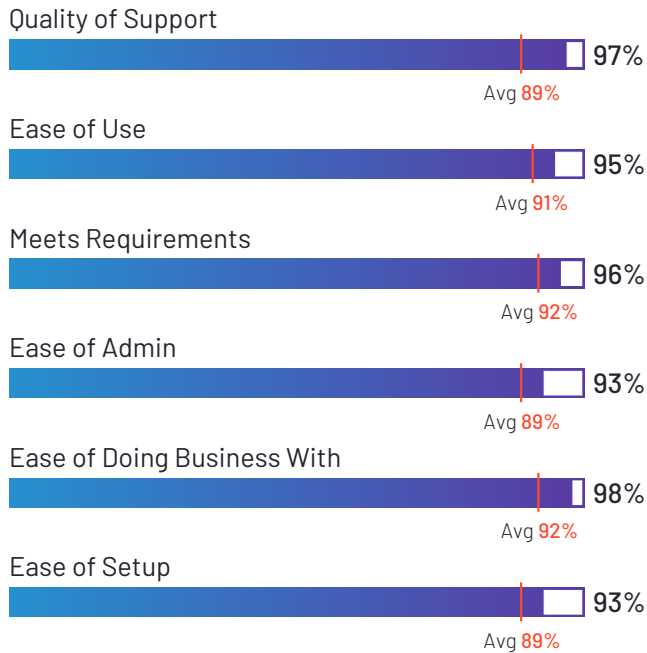


4.7 ★★★★★ (38)

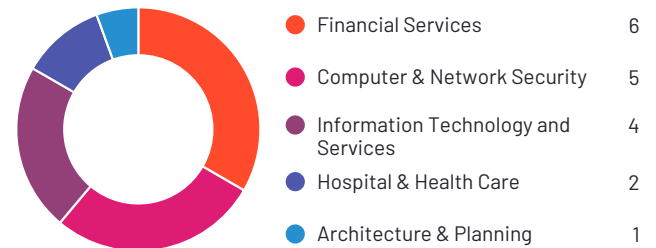


Securden Password Vault for Enterprises has been named a High Performer product based on having high customer Satisfaction scores and a low Market Presence compared to the rest of the category. 100% of users rated it 4 or 5 stars, 97% of users believe it is headed in the right direction, and users said they would be likely to recommend Securden Password Vault for Enterprises at a rate of 93%.


Satisfaction Ratings



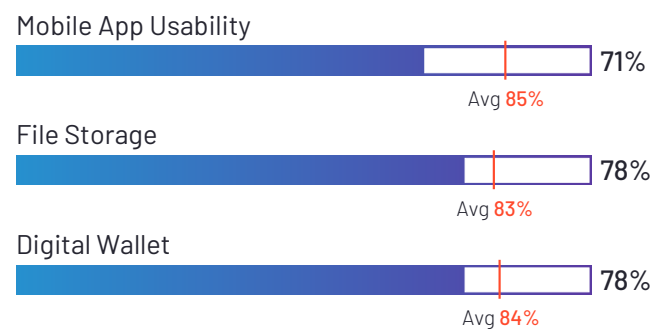
Top Industries Represented



Highest-Rated Features



Lowest-Rated Features



Ownership
Securden, Inc.



HQ Location
Newark, Delaware



Year Founded
2018



Employees (Listed On LinkedIn)
115



Company Website
securden.com



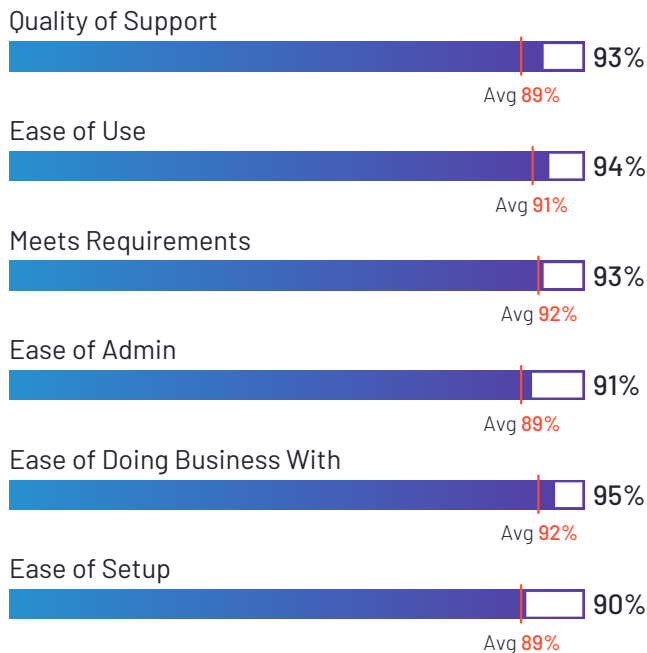
Passwd - team password manager for Google Workspace

4.7 ★★★★★ (50)

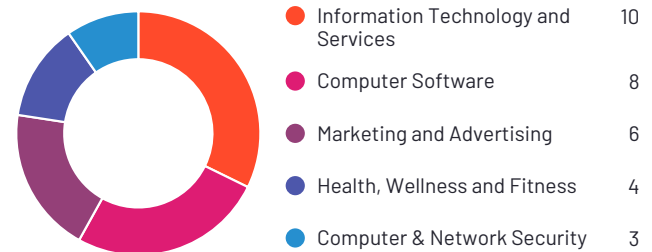


Passwd - team password manager for Google Workspace has been named a High Performer product based on having high customer Satisfaction scores and a low Market Presence compared to the rest of the category. 98% of users rated it 4 or 5 stars, 98% of users believe it is headed in the right direction, and users said they would be likely to recommend Passwd - team password manager for Google Workspace at a rate of 94%.

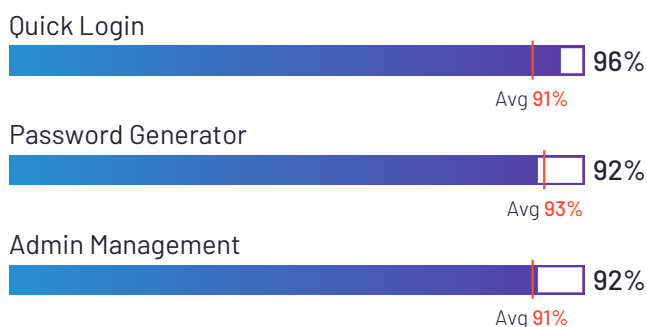
Satisfaction Ratings



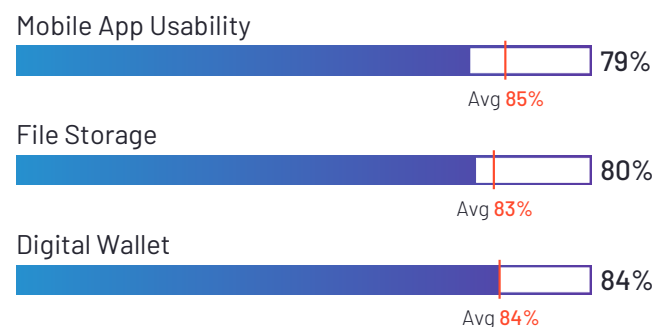
Top Industries Represented



Highest-Rated Features



Lowest-Rated Features



Ownership
Passwd



HQ Location
Prague, CZ



Employees (Listed
On LinkedIn)

5



Company Website
passwd.team



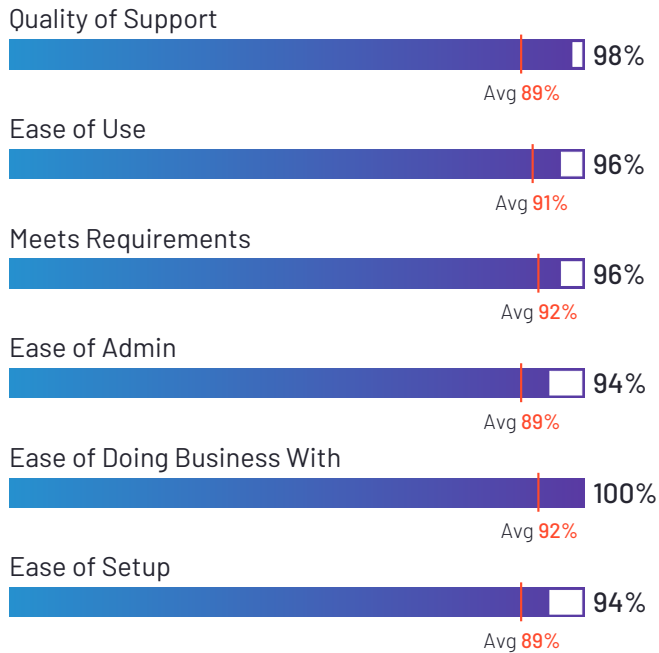
PracticeProtect

4.9 ★★★★★ (14)




PracticeProtect has been named a High Performer product based on having high customer Satisfaction scores and a low Market Presence compared to the rest of the category. 100% of users rated it 4 or 5 stars, 100% of users believe it is headed in the right direction, and users said they would be likely to recommend PracticeProtect at a rate of 98%. PracticeProtect is also in the Security Awareness Training, Risk-Based Authentication (RBA), Multi-Factor Authentication (MFA), Identity and Access Management (IAM), Single Sign-On (SSO), and User Provisioning and Governance Tools categories.

Satisfaction Ratings



Top Industries Represented



Ownership
PracticeProtect



HQ Location
Denver, US



**Employees (Listed
On LinkedIn)**
62



Company Website
practiceprotectonline.com

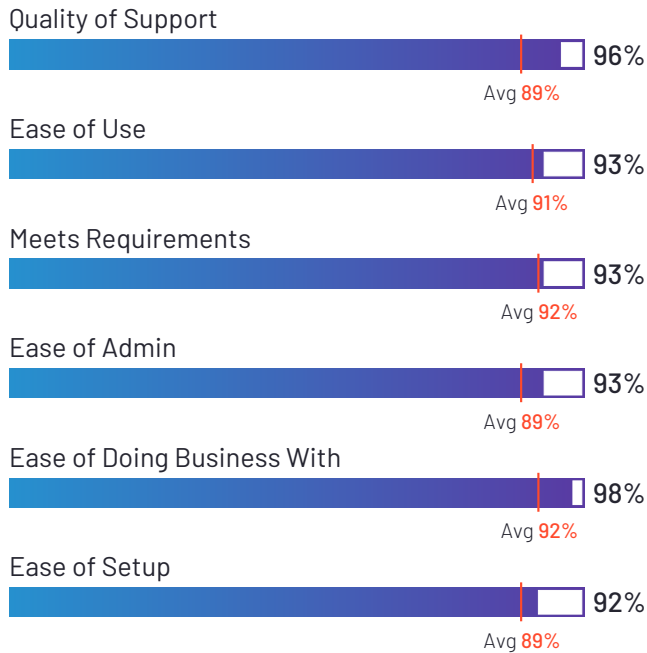
PSONO

4.7 ★★★★★ (20)

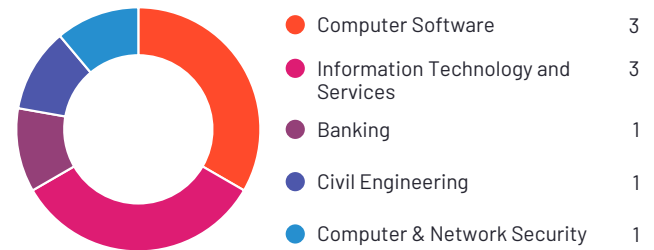


Psono Password Manager has been named a High Performer product based on having high customer Satisfaction scores and a low Market Presence compared to the rest of the category. 100% of users rated it 4 or 5 stars, 93% of users believe it is headed in the right direction, and users said they would be likely to recommend Psono Password Manager at a rate of 94%.


Satisfaction Ratings



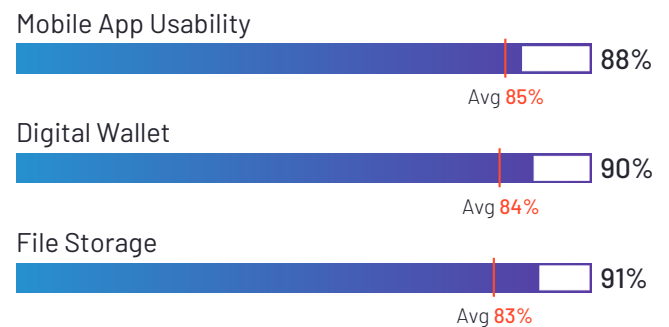
Top Industries Represented



Highest-Rated Features



Lowest-Rated Features



Ownership
Psono



Employees (Listed
On LinkedIn)
2



Company Website
psono.com

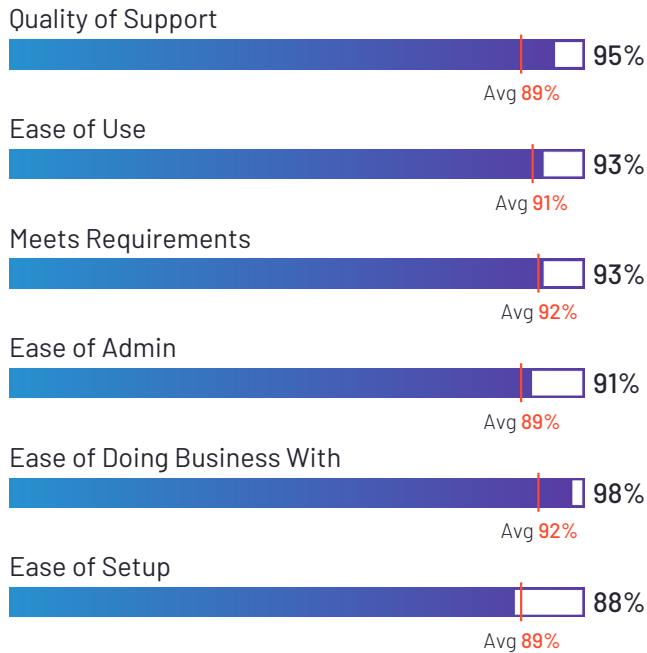


4.6 ★★★★★ (31)

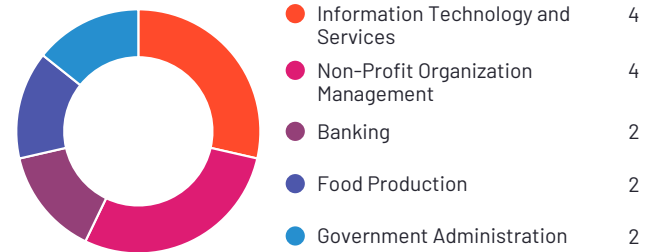


Avatier Identity Anywhere has been named a High Performer product based on having high customer Satisfaction scores and a low Market Presence compared to the rest of the category. 100% of users rated it 4 or 5 stars, 77% of users believe it is headed in the right direction, and users said they would be likely to recommend Avatier Identity Anywhere at a rate of 92%. Avatier Identity Anywhere is also in the Password Policy Enforcement, Self-Service Password Reset (SSPR) Tools, Identity and Access Management (IAM), User Provisioning and Governance Tools, Single Sign-On (SSO), and Patient Identity Resolution categories.

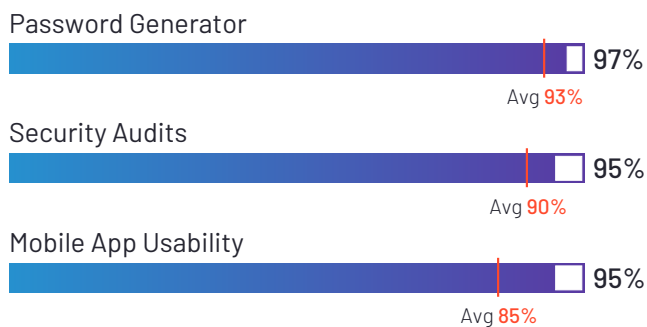
Satisfaction Ratings




Top Industries Represented



Highest-Rated Features



Lowest-Rated Features



Ownership
Avatier



HQ Location
Pleasanton, CA



Year Founded
1995



Employees (Listed On LinkedIn)
34



Company Website
avatier.com



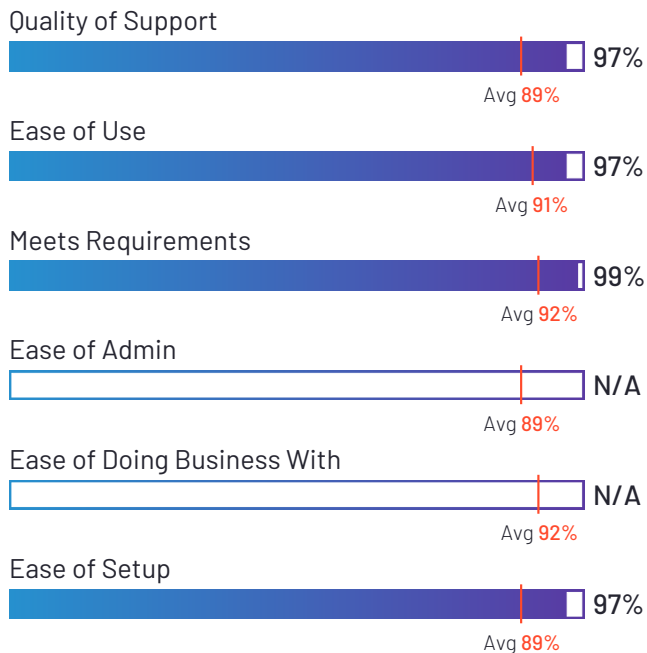
Corbado

4.8 ★★★★★ (10)



Corbado has been named a High Performer product based on having high customer Satisfaction scores and a low Market Presence compared to the rest of the category. 100% of users rated it 4 or 5 stars, 100% of users believe it is headed in the right direction, and users said they would be likely to recommend Corbado at a rate of 96%. Corbado is also in the Biometric Authentication, Customer Identity and Access Management (CIAM), Multi-Factor Authentication (MFA), Passwordless Authentication, and Risk-Based Authentication (RBA) categories.

Satisfaction Ratings




*N/A is displayed when fewer than five responses were received for the question.

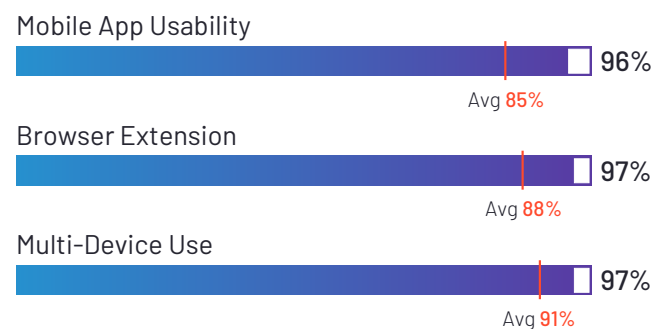
Top Industries Represented



Highest-Rated Features



Lowest-Rated Features



Ownership
Corbado



HQ Location
Munich, Germany



Year Founded
2021



**Employees (Listed
On LinkedIn)**
10



Company Website
corbado.com



GATEKEEPER

4.9 ★★★★★ (42)



GateKeeper Proximity Authentication has been named a High Performer product based on having high customer Satisfaction scores and a low Market Presence compared to the rest of the category. 100% of users rated it 4 or 5 stars, 100% of users believe it is headed in the right direction, and users said they would be likely to recommend GateKeeper Proximity Authentication at a rate of 96%. GateKeeper Proximity Authentication is also in the Passwordless Authentication, Risk-Based Authentication (RBA), Multi-Factor Authentication (MFA), and Password Policy Enforcement categories.

Satisfaction Ratings

Quality of Support



Ease of Use



Meets Requirements



Ease of Admin



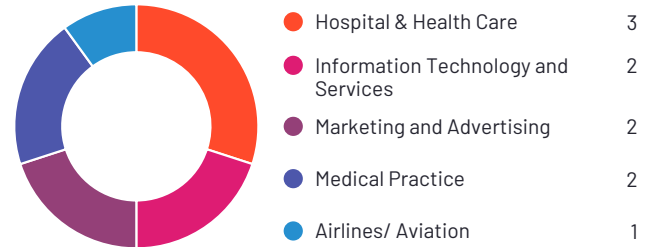
Ease of Doing Business With



Ease of Setup



Top Industries Represented



Ownership

Untethered Labs



HQ Location

College Park,
Maryland

Year Founded

2015



Employees (Listed On LinkedIn)

22



Company Website

gkaccess.com

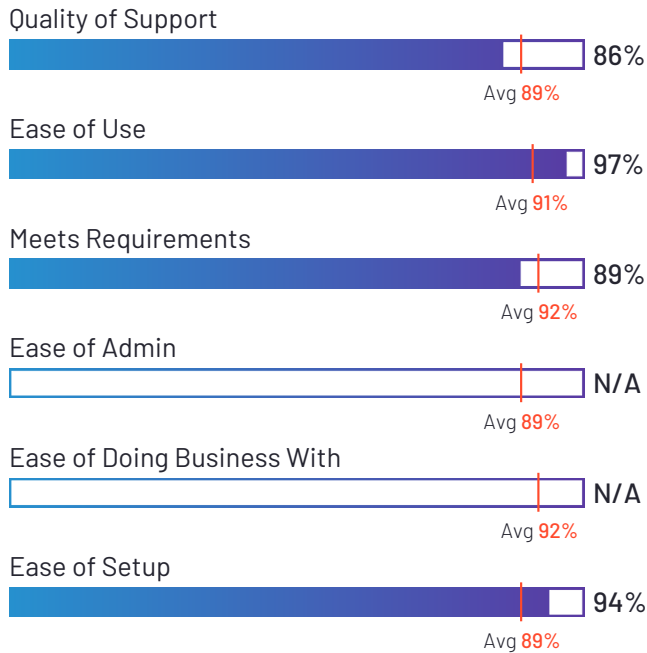


C2 Password

4.5 ★★★★★ (10)

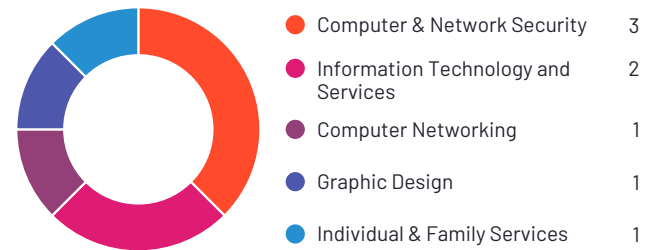
C2 Password has been named a Contender product based on having a relatively low customer Satisfaction score and large Market Presence compared to the rest of the category. While they may have positive reviews, they do not have enough reviews to validate those ratings. 100% of users rated it 4 or 5 stars, 100% of users believe it is headed in the right direction, and users said they would be likely to recommend C2 Password at a rate of 89%.

Satisfaction Ratings

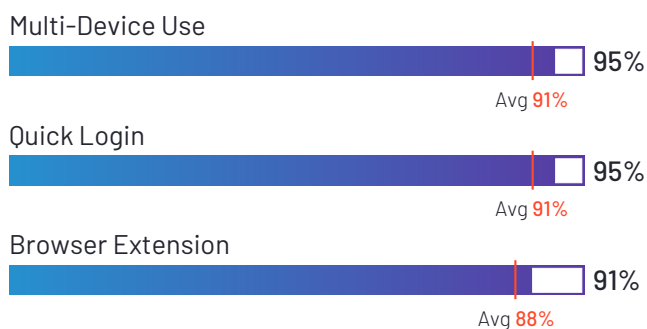


*N/A is displayed when fewer than five responses were received for the question.

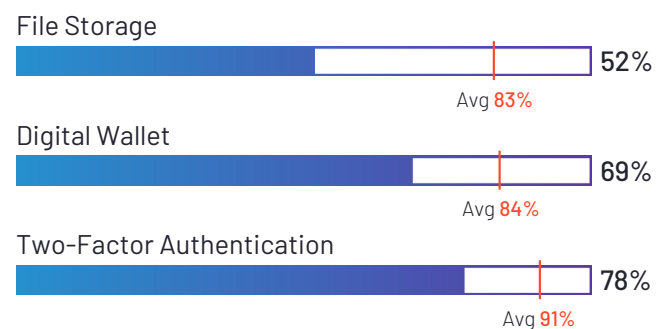
Top Industries Represented



Highest-Rated Features



Lowest-Rated Features



Ownership
Synology C2



HQ Location
New Taipei City, TW



Year Founded
2000



Employees (Listed On LinkedIn)
959



Company Website
c2.synology.com

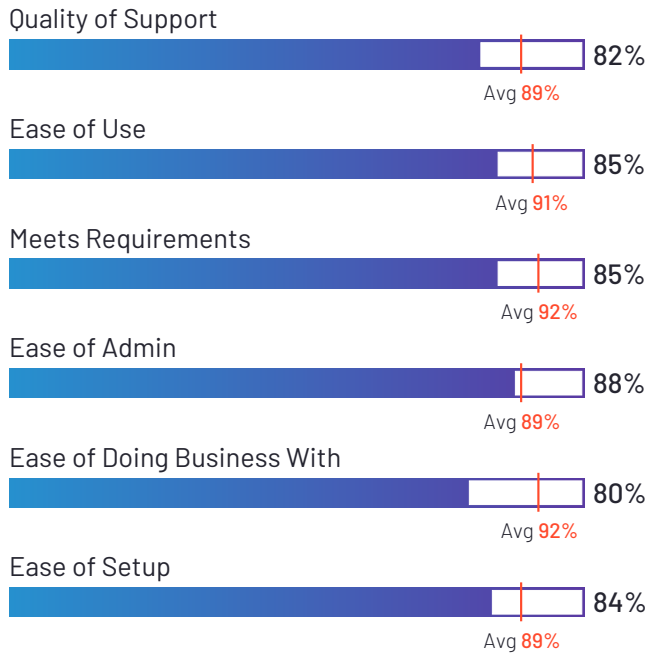


N-able Passportal

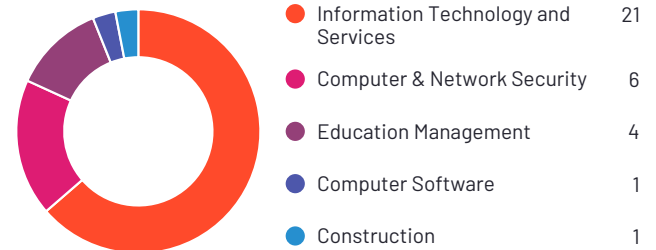
4.1 ★★★★★ (38)

N-able Passportal has been named a Contender product based on having a relatively low customer Satisfaction score and large Market Presence compared to the rest of the category. While they may have positive reviews, they do not have enough reviews to validate those ratings. 89% of users rated it 4 or 5 stars, 81% of users believe it is headed in the right direction, and users said they would be likely to recommend N-able Passportal at a rate of 82%. N-able Passportal is also in the IT Documentation category.


Satisfaction Ratings



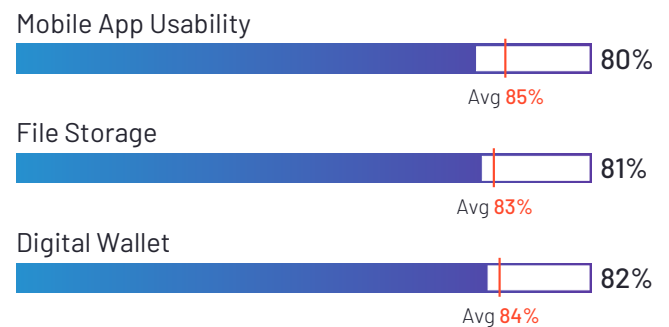
Top Industries Represented



Highest-Rated Features



Lowest-Rated Features



Ownership
N-able



HQ Location
Morrisville, North Carolina



Employees (Listed On LinkedIn)
2,069



Company Website
www.n-able.com

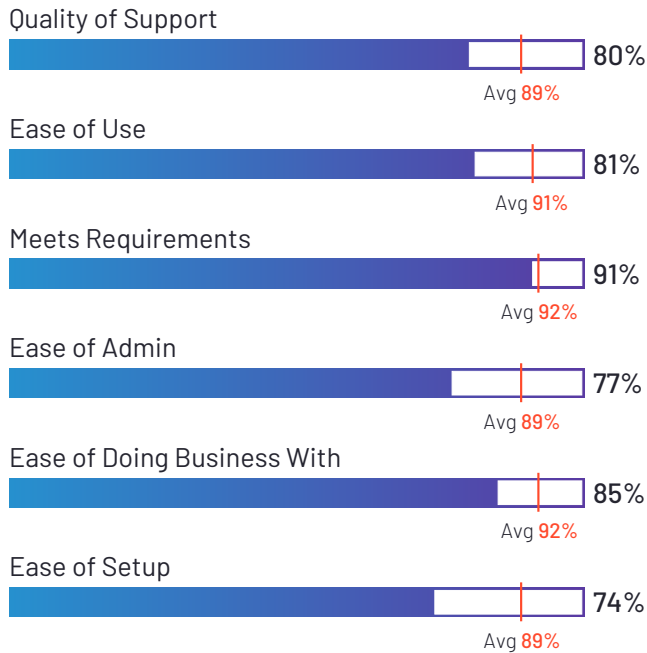


HashiCorp Vault

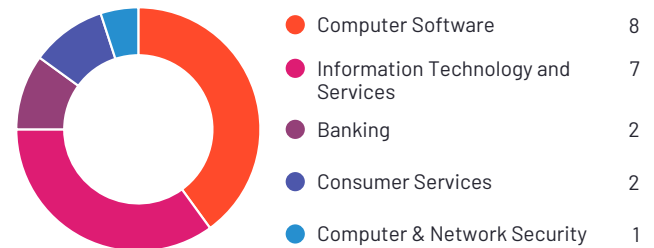
4.3 ★★★★★ (45)

HashiCorp Vault has been named a Contender product based on having a relatively low customer Satisfaction score and large Market Presence compared to the rest of the category. While they may have positive reviews, they do not have enough reviews to validate those ratings. 97% of users rated it 4 or 5 stars, 96% of users believe it is headed in the right direction, and users said they would be likely to recommend HashiCorp Vault at a rate of 86%. HashiCorp Vault is also in the Encryption Key Management, Secrets Management Tools, Data Center Security Solutions, Database Security, Privileged Access Management (PAM), and Encryption categories.

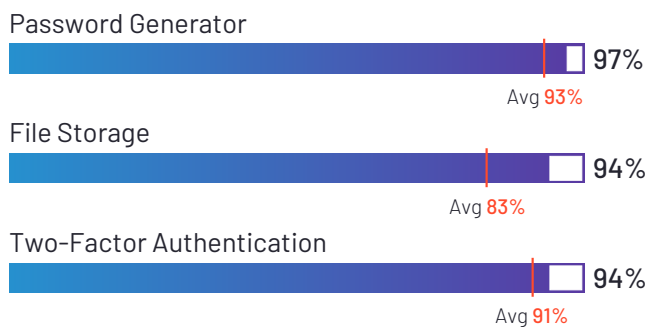
Satisfaction Ratings



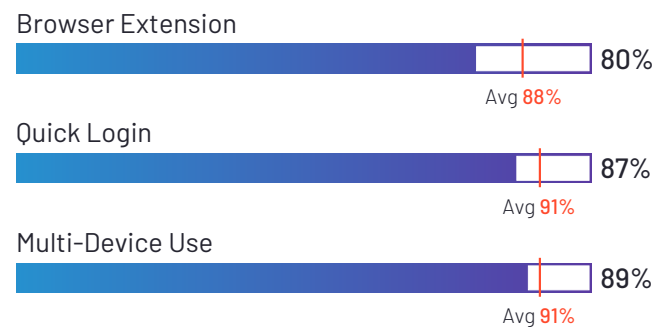
Top Industries Represented



Highest-Rated Features



Lowest-Rated Features



Ownership
Hashicorp



HQ Location
San Francisco, CA



Year Founded
2012



Employees (Listed On LinkedIn)
2,539



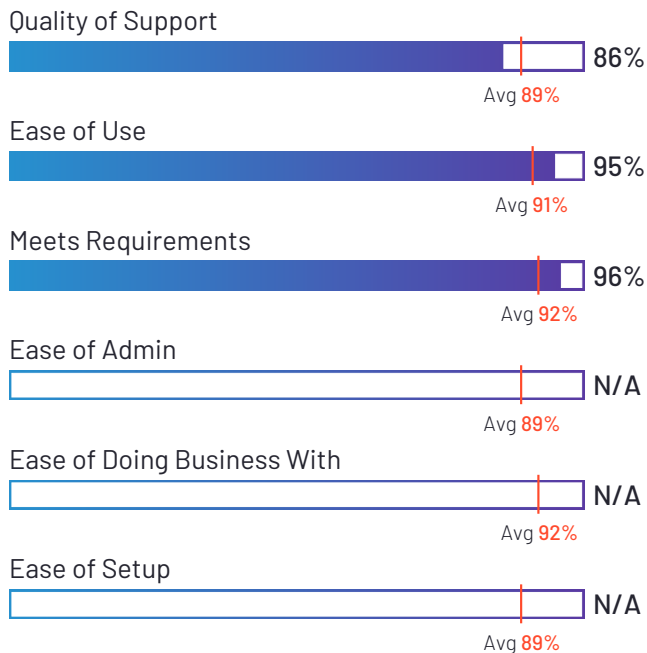
Company Website
hashicorp.com

kaspersky

4.5 ★★★★★ (21)

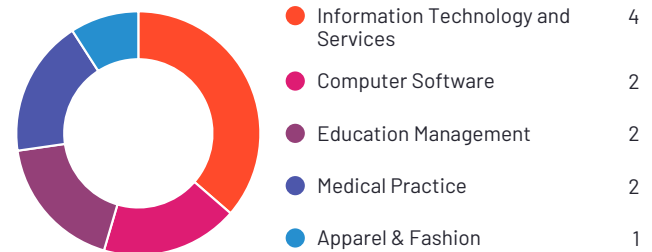
Kaspersky Password Manager has been named a Contender product based on having a relatively low customer Satisfaction score and large Market Presence compared to the rest of the category. While they may have positive reviews, they do not have enough reviews to validate those ratings. 94% of users rated it 4 or 5 stars, 87% of users believe it is headed in the right direction, and users said they would be likely to recommend Kaspersky Password Manager at a rate of 90%.

Satisfaction Ratings

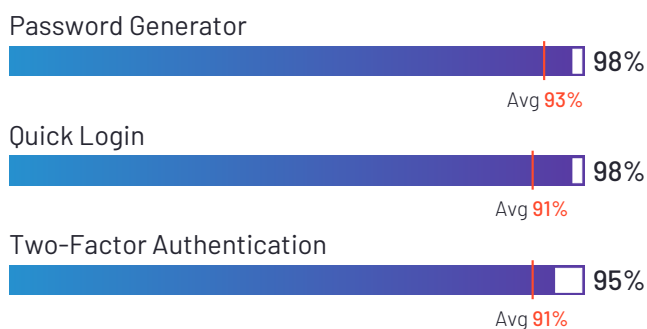


*N/A is displayed when fewer than five responses were received for the question.

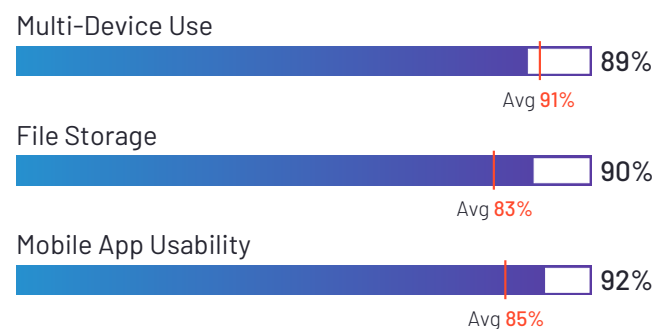
Top Industries Represented



Highest-Rated Features



Lowest-Rated Features



Ownership
Kaspersky



HQ Location
Moscow



Year Founded
1997



Employees (Listed On LinkedIn)
4,258



Company Website
usa.kaspersky.com

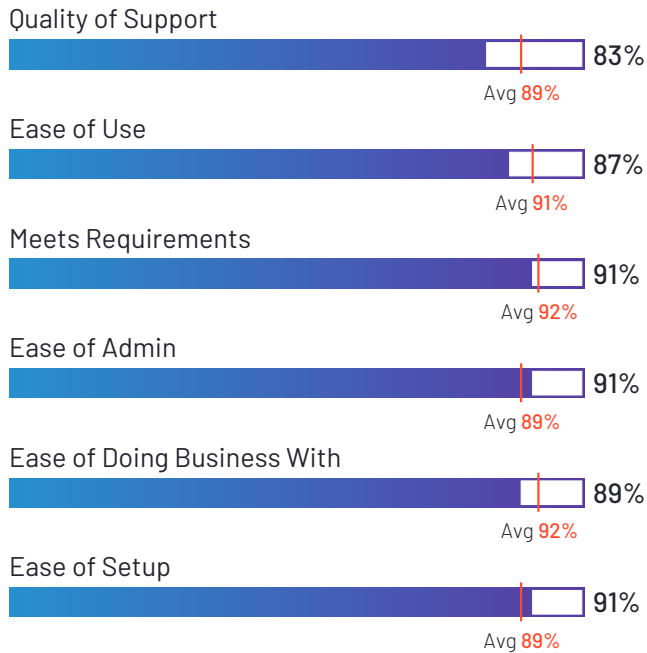


KeePass


4.5 ★★★★★ (212)

KeePass has been named a Contender product based on having a relatively low customer Satisfaction score and large Market Presence compared to the rest of the category. While they may have positive reviews, they do not have enough reviews to validate those ratings. 97% of users rated it 4 or 5 stars, 78% of users believe it is headed in the right direction, and users said they would be likely to recommend KeePass at a rate of 90%.

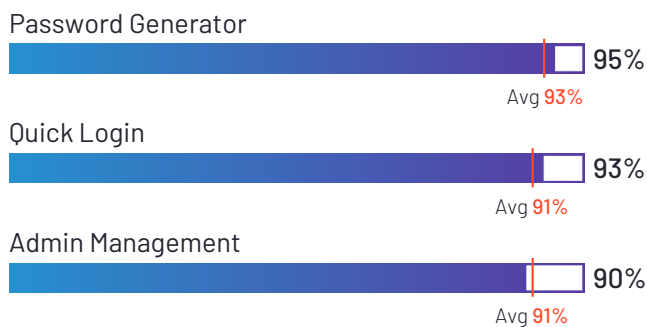
Satisfaction Ratings



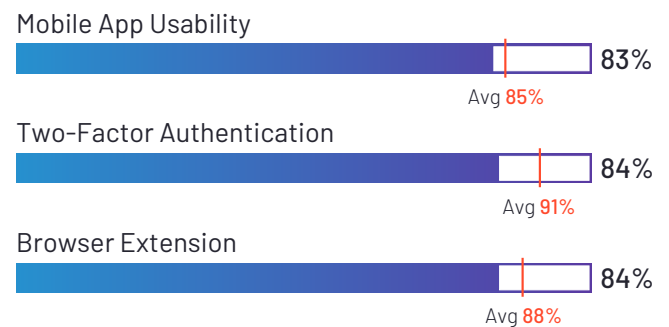
Top Industries Represented



Highest-Rated Features



Lowest-Rated Features



Ownership
KeePass



Employees (Listed On LinkedIn)

2



Company Website
keepass.info

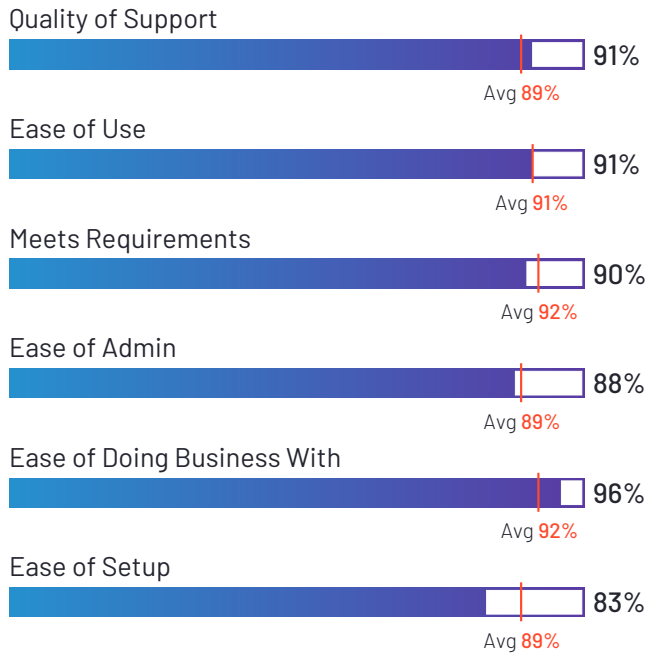


Akeyless Platform

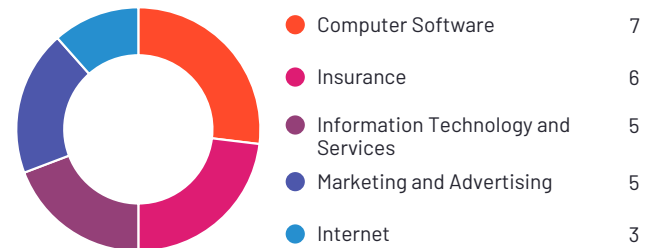
4.5 ★★★★★ (78)

Akeyless Platform has been named a Niche product based on having a relatively low Satisfaction score and low Market Presence compared to the rest of the category. While they may have positive reviews, they do not have enough reviews to validate those ratings. 100% of users rated it 4 or 5 stars, 93% of users believe it is headed in the right direction, and users said they would be likely to recommend Akeyless Platform at a rate of 91%. Akeyless Platform is also in the Secrets Management Tools, Certificate Lifecycle Management (CLM), Encryption Key Management, and Privileged Access Management (PAM) categories.


Satisfaction Ratings



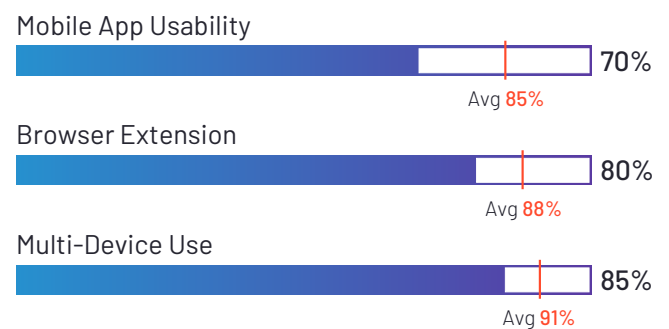
Top Industries Represented



Highest-Rated Features



Lowest-Rated Features



Ownership
Akeyless



HQ Location
Ramat Gan, Israel



Year Founded
2018



Employees (Listed On LinkedIn)
95



Company Website
akeyless.io

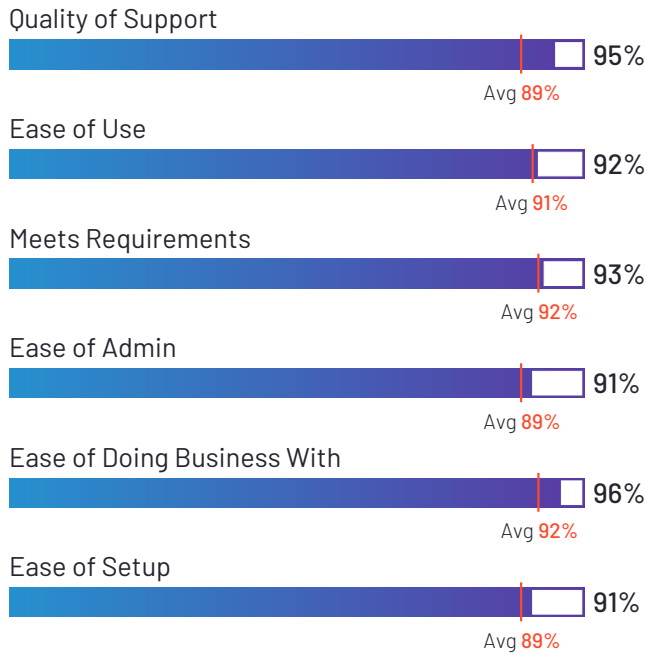


TeamPassword

4.6 ★★★★★ (183)

TeamPassword has been named a Niche product based on having a relatively low Satisfaction score and low Market Presence compared to the rest of the category. While they may have positive reviews, they do not have enough reviews to validate those ratings. 93% of users rated it 4 or 5 stars, 82% of users believe it is headed in the right direction, and users said they would be likely to recommend TeamPassword at a rate of 91%.

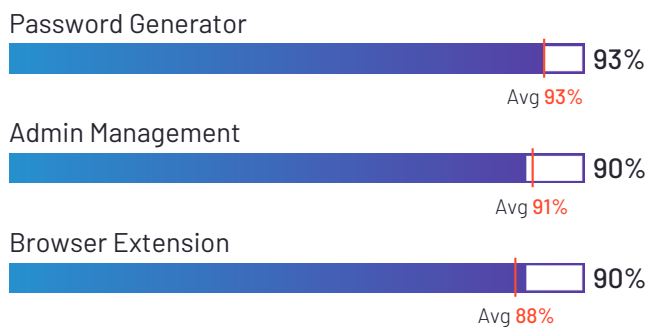
Satisfaction Ratings



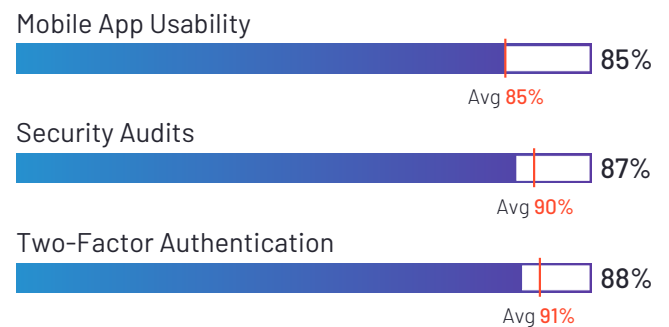
Top Industries Represented



Highest-Rated Features



Lowest-Rated Features



Ownership
TeamPassword



HQ Location
Las Vegas, NV



Year Founded
2012



Employees (Listed On LinkedIn)
6



Company Website
teampassword.com

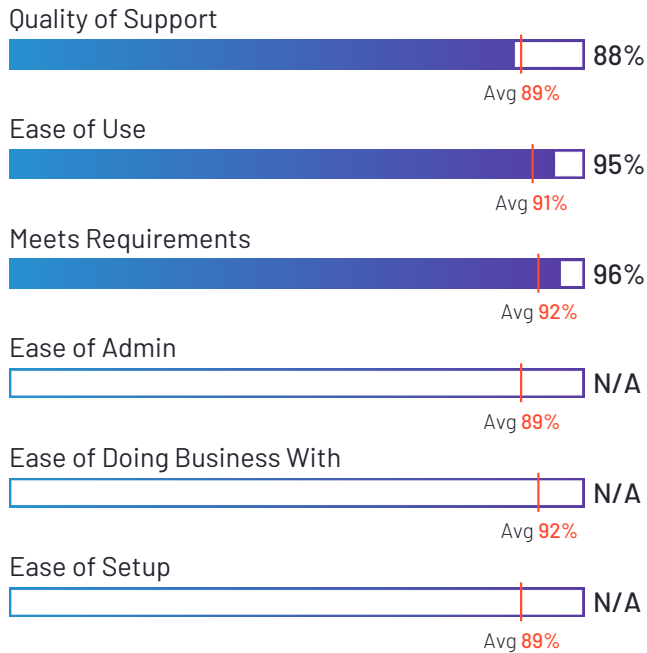


Enpass Password Manager

4.6 ★★★★★ (25)

Enpass Password Manager has been named a Niche product based on having a relatively low Satisfaction score and low Market Presence compared to the rest of the category. While they may have positive reviews, they do not have enough reviews to validate those ratings. 96% of users rated it 4 or 5 stars, 96% of users believe it is headed in the right direction, and users said they would be likely to recommend Enpass Password Manager at a rate of 92%.

Satisfaction Ratings




*N/A is displayed when fewer than five responses were received for the question.

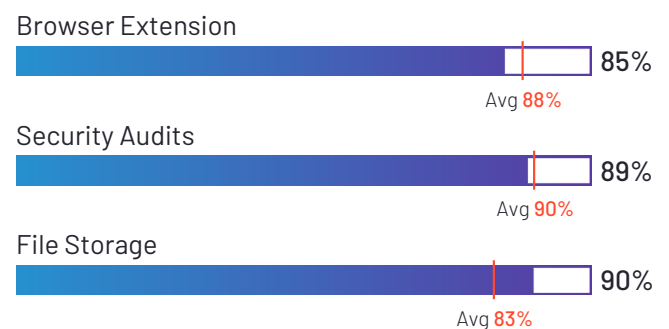
Top Industries Represented



Highest-Rated Features



Lowest-Rated Features



Ownership
Enpass Technologies



HQ Location
Wilmington, USA



Year Founded
2019



Employees (Listed On LinkedIn)
62



Company Website
www.enpass.io

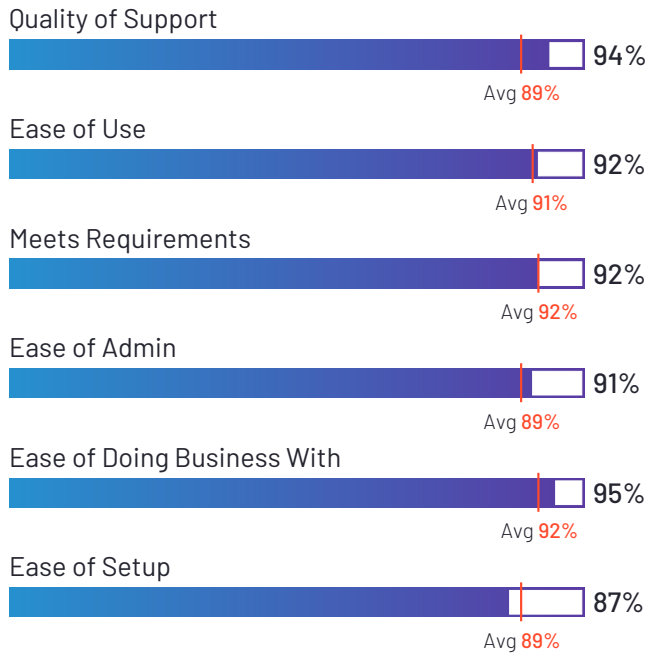


Uniqkey

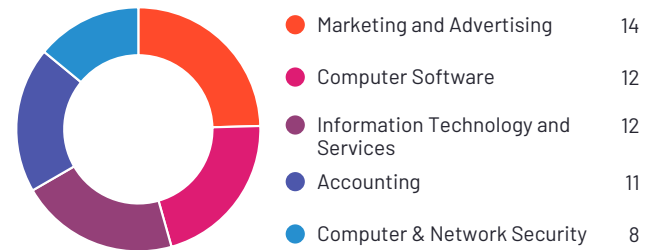
4.4 ★★★★★ (138)

Uniqkey has been named a Niche product based on having a relatively low Satisfaction score and low Market Presence compared to the rest of the category. While they may have positive reviews, they do not have enough reviews to validate those ratings. 96% of users rated it 4 or 5 stars, 93% of users believe it is headed in the right direction, and users said they would be likely to recommend Uniqkey at a rate of 89%. Uniqkey is also in the Multi-Factor Authentication (MFA), Risk-Based Authentication (RBA), and User Provisioning and Governance Tools categories.

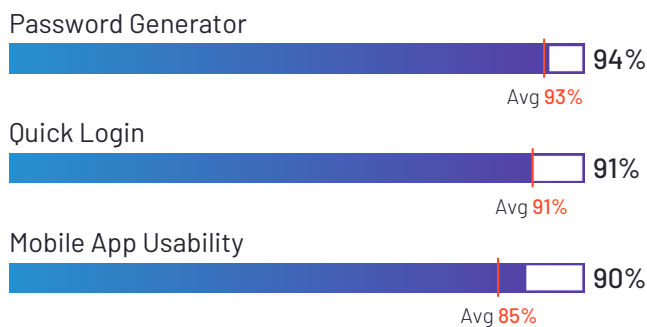
Satisfaction Ratings



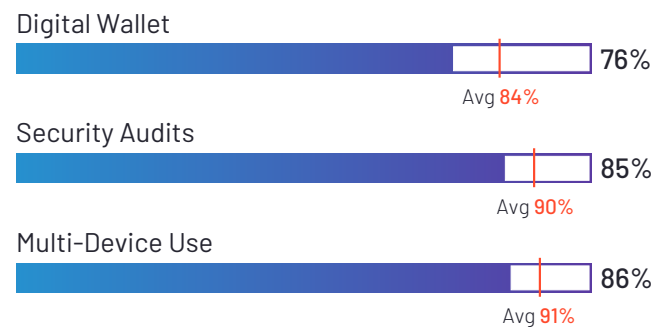
Top Industries Represented



Highest-Rated Features



Lowest-Rated Features



Ownership
Uniqkey



HQ Location
Herlev, Hovedstaden



Year Founded
2017



Employees (Listed On LinkedIn)
29



Company Website
uniqkey.eu

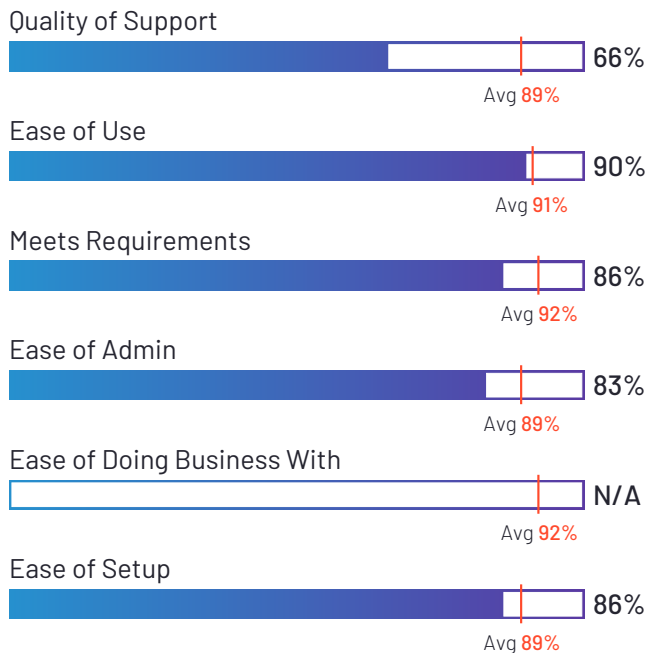


passbolt

4.3 ★★★★★ (12)

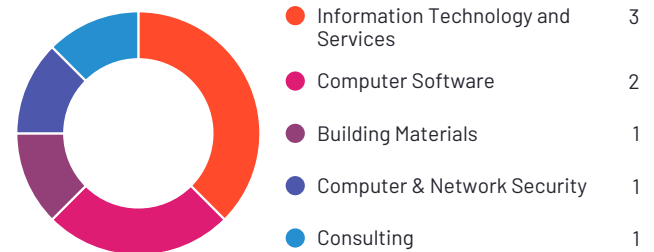
passbolt has been named a Niche product based on having a relatively low Satisfaction score and low Market Presence compared to the rest of the category. While they may have positive reviews, they do not have enough reviews to validate those ratings. 92% of users rated it 4 or 5 stars, 90% of users believe it is headed in the right direction, and users said they would be likely to recommend passbolt at a rate of 87%.

Satisfaction Ratings



*N/A is displayed when fewer than five responses were received for the question.

Top Industries Represented



Highest-Rated Features



Lowest-Rated Features



Ownership
passbolt



HQ Location
Luxembourg, LU



**Employees (Listed
On LinkedIn)**
35



Company Website
passbolt.com

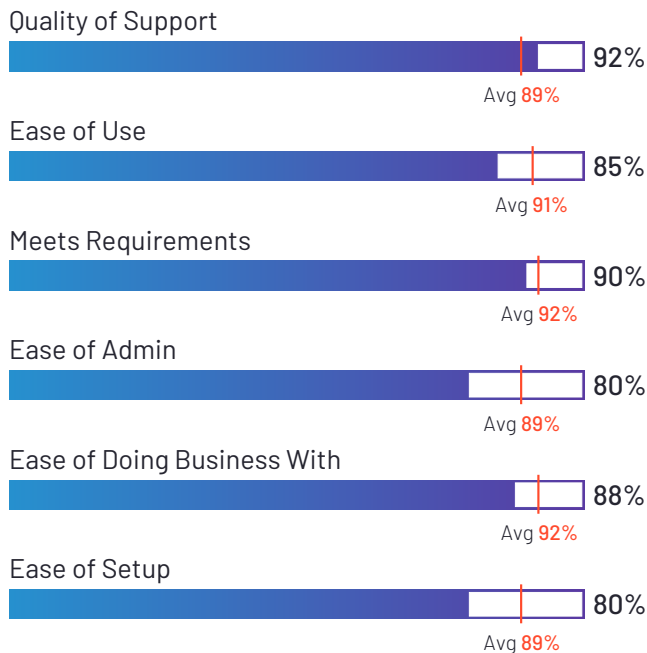


Password Boss

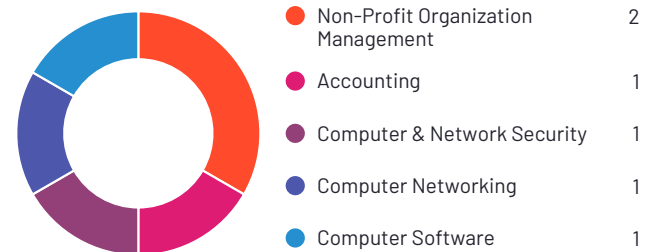
4.2 ★★★★★ (15)

Password Boss has been named a Niche product based on having a relatively low Satisfaction score and low Market Presence compared to the rest of the category. While they may have positive reviews, they do not have enough reviews to validate those ratings. 86% of users rated it 4 or 5 stars, 92% of users believe it is headed in the right direction, and users said they would be likely to recommend Password Boss at a rate of 84%.


Satisfaction Ratings



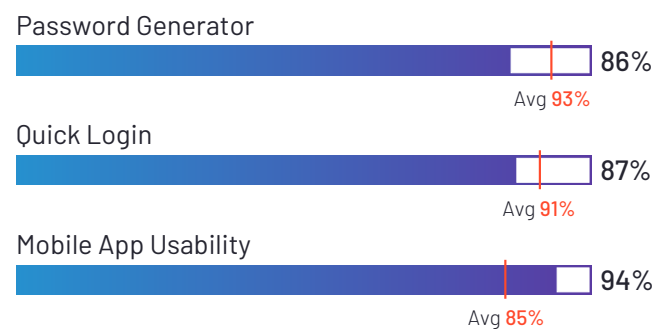
Top Industries Represented



Highest-Rated Features



Lowest-Rated Features



Ownership
CyberFOX



HQ Location
Tampa, FL



Year Founded
2022



Employees (Listed On LinkedIn)
89



Company Website
cyberfox.com

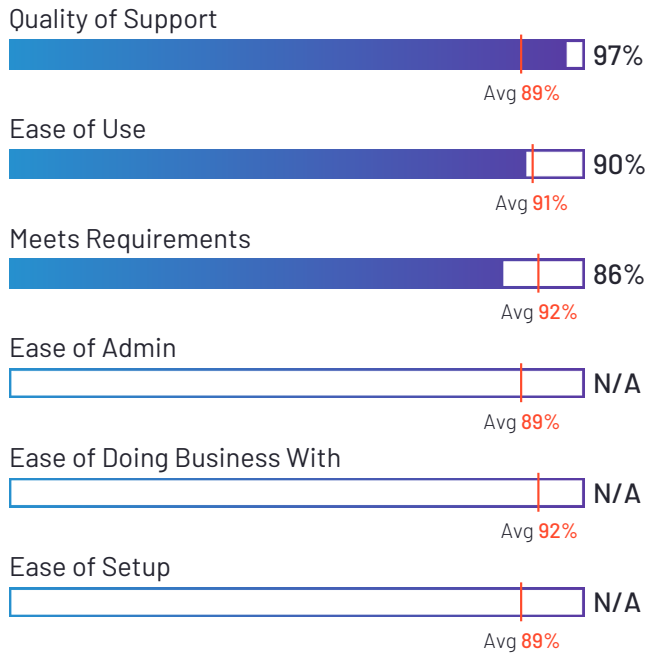


mSecure

4.4 ★★★★★ (13)

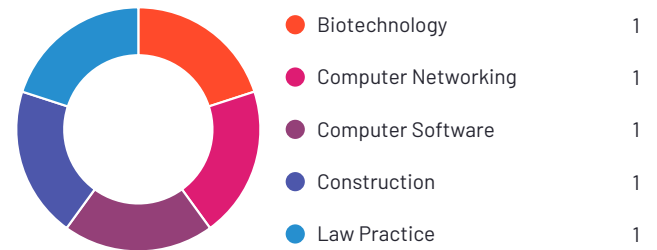
mSecure has been named a Niche product based on having a relatively low Satisfaction score and low Market Presence compared to the rest of the category. While they may have positive reviews, they do not have enough reviews to validate those ratings. 92% of users rated it 4 or 5 stars, 75% of users believe it is headed in the right direction, and users said they would be likely to recommend mSecure at a rate of 88%.

Satisfaction Ratings

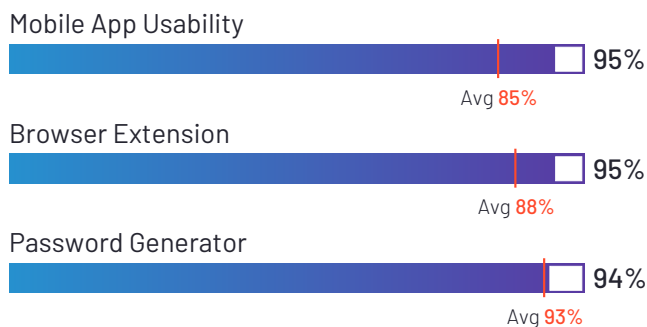


*N/A is displayed when fewer than five responses were received for the question.

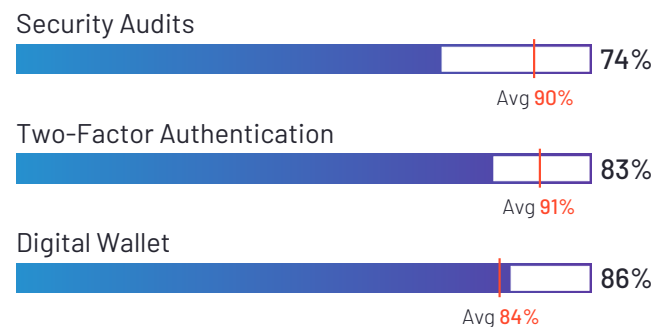
Top Industries Represented



Highest-Rated Features



Lowest-Rated Features



Ownership
mSeven Software



Year Founded
2008



**Employees (Listed
On LinkedIn)**
8



Company Website
msecure.com

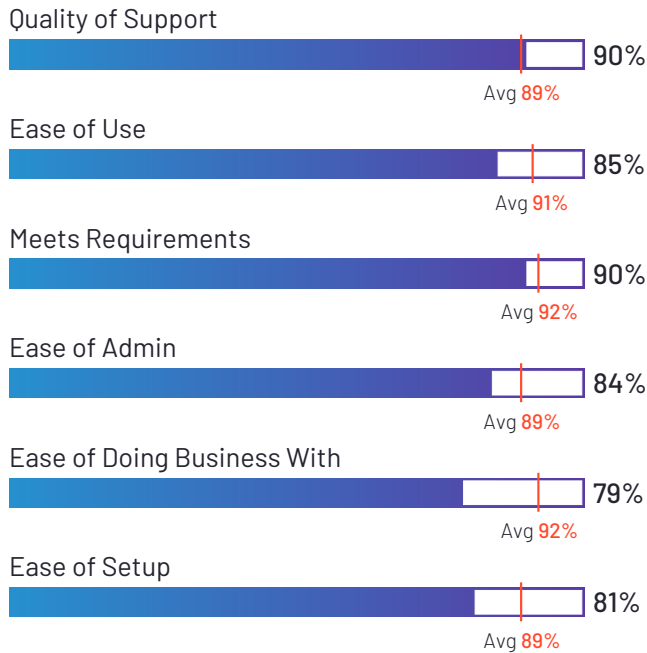


Passpack

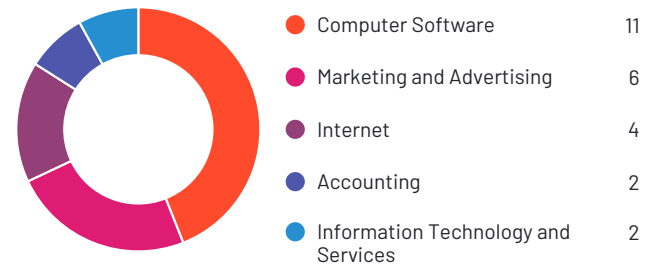
4.0 ★★★★★ (33)

Passpack has been named a Niche product based on having a relatively low Satisfaction score and low Market Presence compared to the rest of the category. While they may have positive reviews, they do not have enough reviews to validate those ratings. 82% of users rated it 4 or 5 stars, 70% of users believe it is headed in the right direction, and users said they would be likely to recommend Passpack at a rate of 80%.

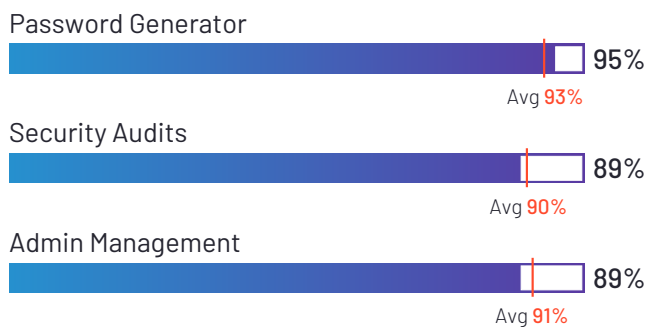
Satisfaction Ratings



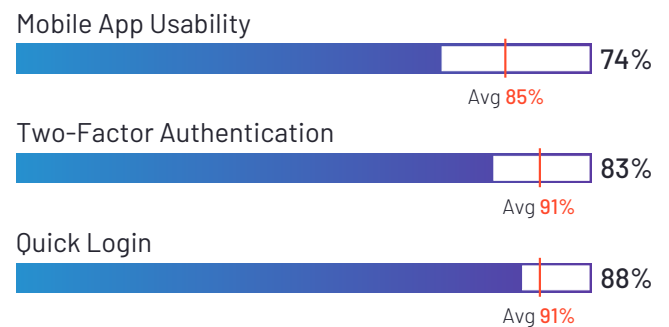
Top Industries Represented



Highest-Rated Features



Lowest-Rated Features



Ownership
Passpack



HQ Location
Sandy, UT, USA



Year Founded
2013



Employees (Listed On LinkedIn)
5



Company Website
passpack.com

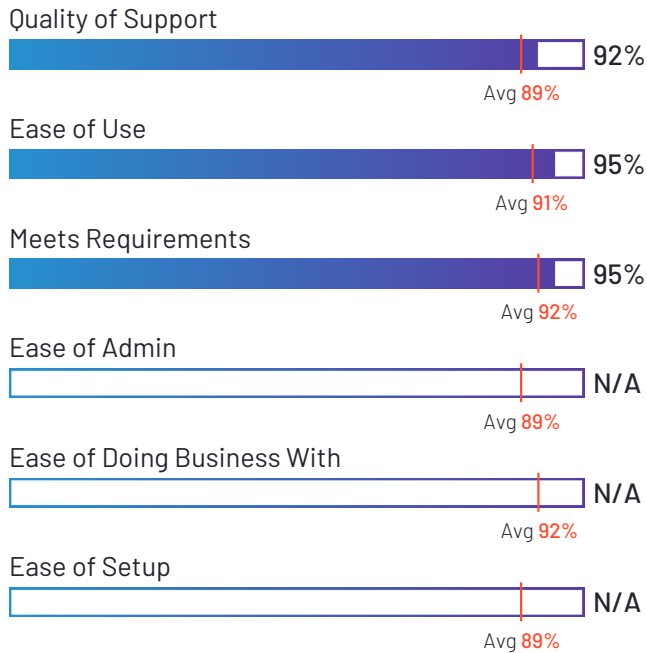


PassCamp

4.3 ★★★★★ (16)

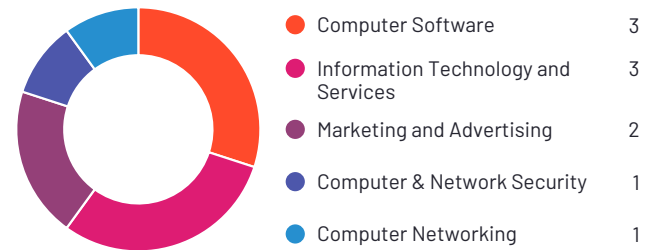
PassCamp has been named a Niche product based on having a relatively low Satisfaction score and low Market Presence compared to the rest of the category. While they may have positive reviews, they do not have enough reviews to validate those ratings. 94% of users rated it 4 or 5 stars, 100% of users believe it is headed in the right direction, and users said they would be likely to recommend PassCamp at a rate of 86%.

Satisfaction Ratings

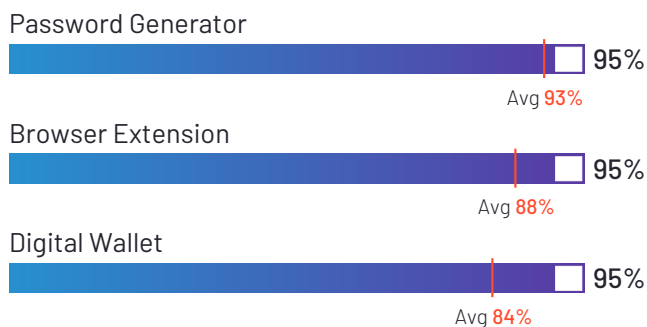


*N/A is displayed when fewer than five responses were received for the question.

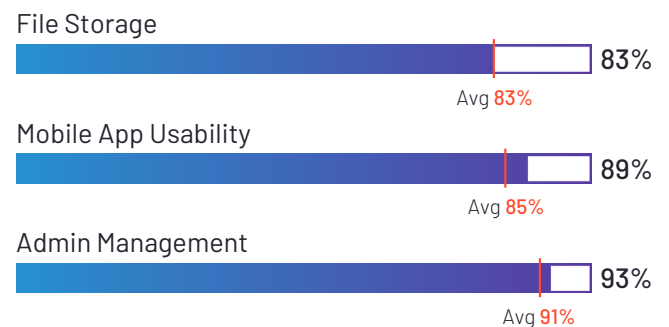
Top Industries Represented



Highest-Rated Features



Lowest-Rated Features



Ownership
PassCamp



HQ Location
Kaunas, Kaunas



Year Founded
2017



Employees (Listed On LinkedIn)
2



Company Website
passcamp.com

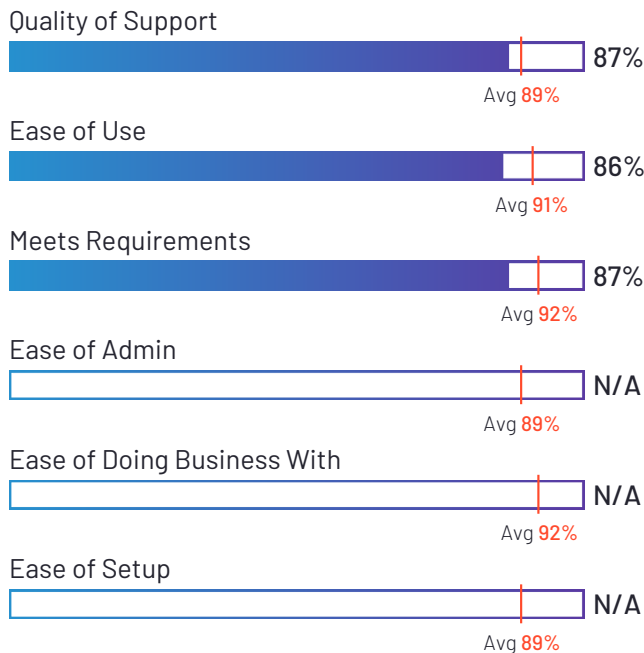


LogMeOnce

4.0 ★★★★★ (17)

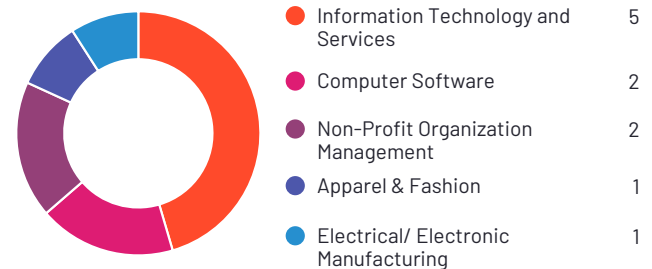
LogMeOnce has been named a Niche product based on having a relatively low Satisfaction score and low Market Presence compared to the rest of the category. While they may have positive reviews, they do not have enough reviews to validate those ratings. 93% of users rated it 4 or 5 stars, 83% of users believe it is headed in the right direction, and users said they would be likely to recommend LogMeOnce at a rate of 81%. LogMeOnce is also in the Encryption, Dark Web Monitoring, Multi-Factor Authentication (MFA), Biometric Authentication, Risk-Based Authentication (RBA), Passwordless Authentication, User Provisioning and Governance Tools, Single Sign-On (SSO), and Data Recovery categories.

Satisfaction Ratings



*N/A is displayed when fewer than five responses were received for the question.

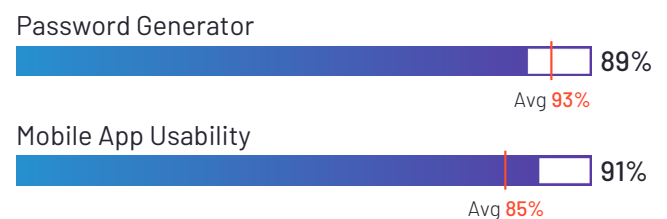
Top Industries Represented



Highest-Rated Features



Lowest-Rated Features



Ownership
LogmeOnce



HQ Location
McLean, VA



Year Founded
2011



Employees (Listed On LinkedIn)
11



Company Website
logmeonce.com

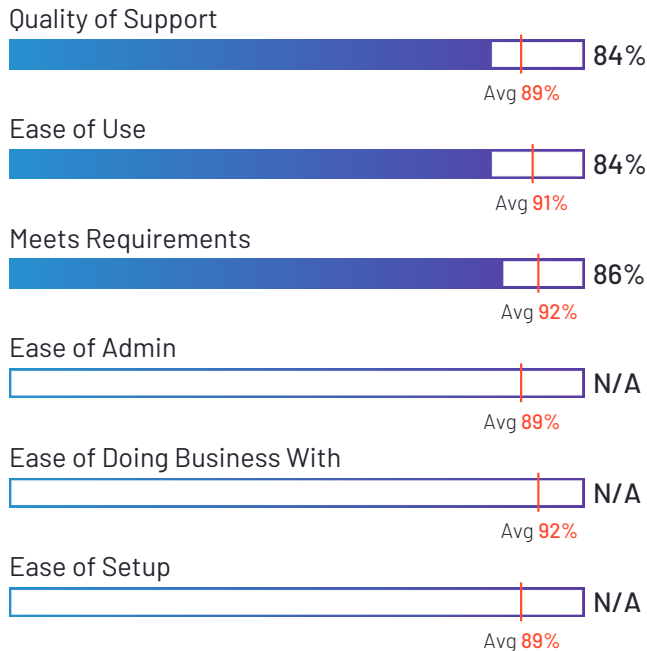


Sticky Password

4.0 ★★★★★ (16)

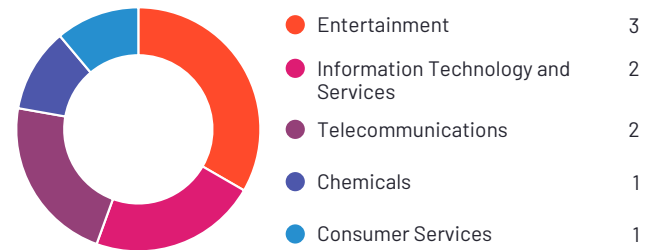
Sticky Password has been named a Niche product based on having a relatively low Satisfaction score and low Market Presence compared to the rest of the category. While they may have positive reviews, they do not have enough reviews to validate those ratings. 75% of users rated it 4 or 5 stars, 88% of users believe it is headed in the right direction, and users said they would be likely to recommend Sticky Password at a rate of 79%.

Satisfaction Ratings

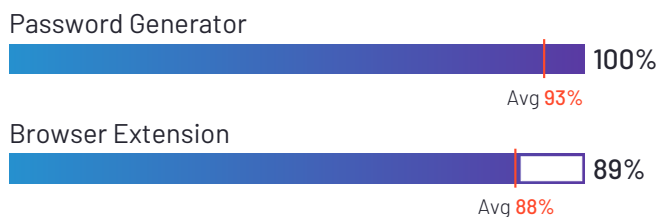


*N/A is displayed when fewer than five responses were received for the question.

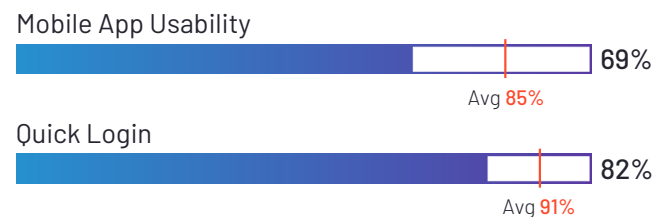
Top Industries Represented



Highest-Rated Features



Lowest-Rated Features



Ownership
Lamantine Software



HQ Location
Brno



Year Founded
2001



Employees (Listed On LinkedIn)
8



Company Website
stickypassword.com

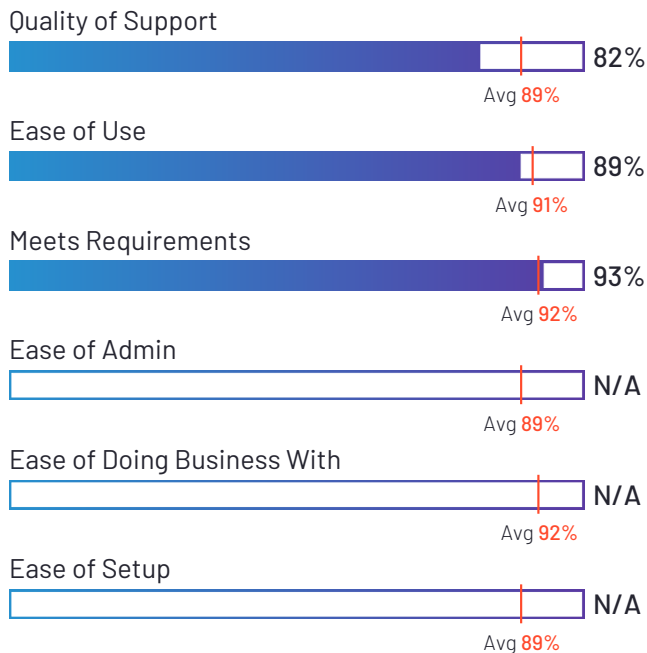


Intuitive Password

4.5 ★★★★★ (11)


Intuitive Password has been named a Niche product based on having a relatively low Satisfaction score and low Market Presence compared to the rest of the category. While they may have positive reviews, they do not have enough reviews to validate those ratings. 100% of users rated it 4 or 5 stars, 80% of users believe it is headed in the right direction, and users said they would be likely to recommend Intuitive Password at a rate of 89%. Intuitive Password is also in the Encryption category.

Satisfaction Ratings

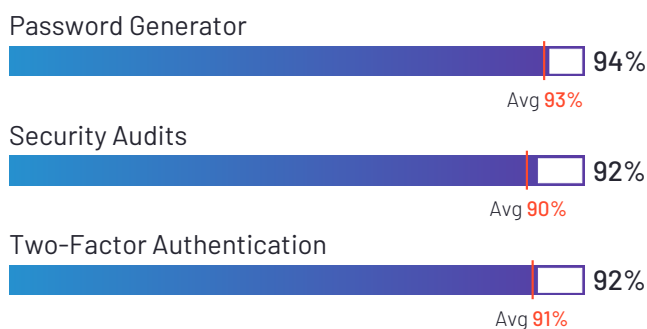


*N/A is displayed when fewer than five responses were received for the question.

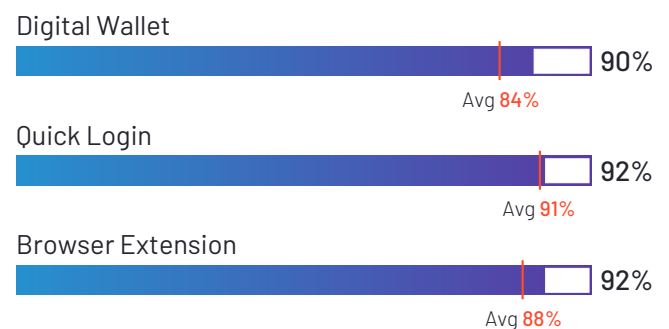
Top Industries Represented



Highest-Rated Features



Lowest-Rated Features



Ownership
Intuitive Security
Systems Pty Ltd



HQ Location
Sydney, AU



**Employees (Listed
On LinkedIn)**
2



Company Website
intuitivepassword.com

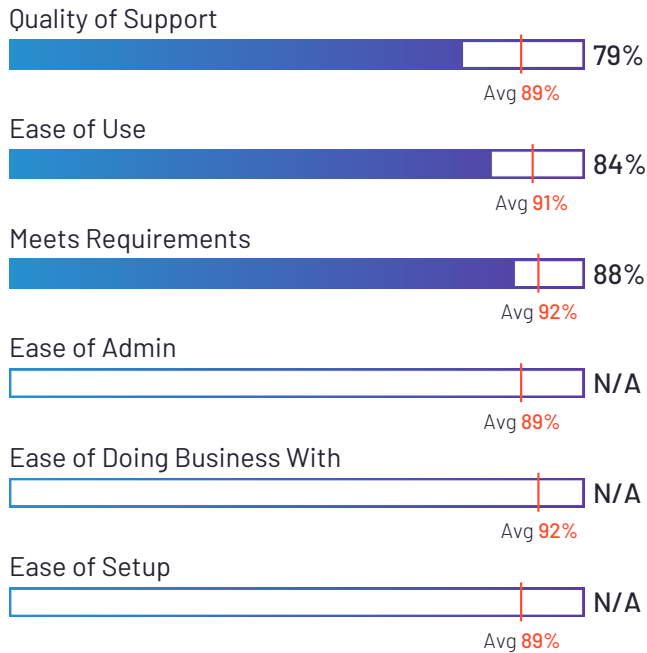


SplashID

3.8 ★★★★★☆ (19)

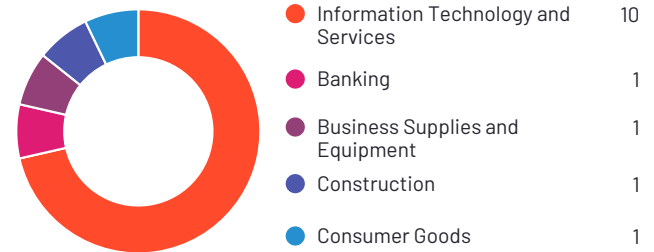
SplashID has been named a Niche product based on having a relatively low Satisfaction score and low Market Presence compared to the rest of the category. While they may have positive reviews, they do not have enough reviews to validate those ratings. 84% of users rated it 4 or 5 stars, 94% of users believe it is headed in the right direction, and users said they would be likely to recommend SplashID at a rate of 77%.

Satisfaction Ratings



*N/A is displayed when fewer than five responses were received for the question.

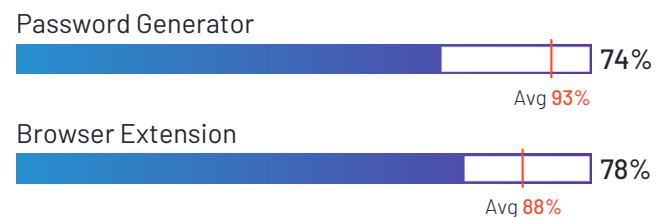
Top Industries Represented



Highest-Rated Features



Lowest-Rated Features



Ownership
SplashData



HQ Location
Los Gatos, CA



Year Founded
2000



Employees (Listed On LinkedIn)
9



Company Website
splashdata.com

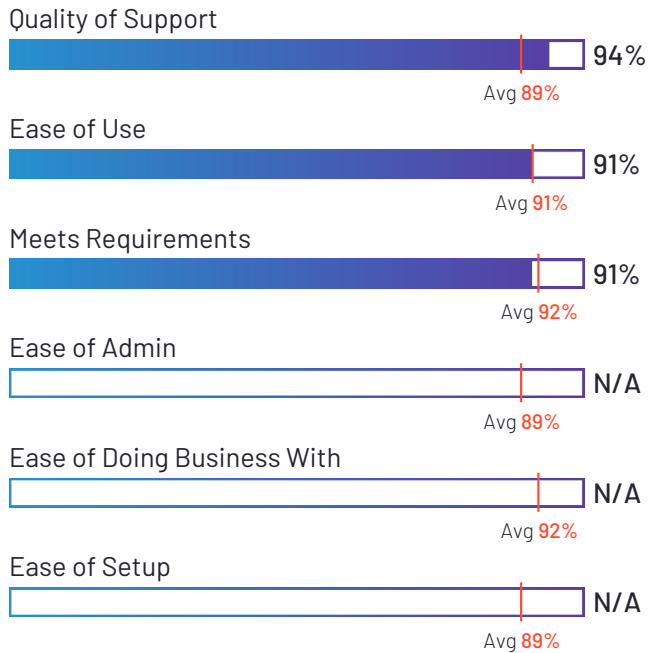


TeamsID


4.4 ★★★★★ (12)

TeamsID has been named a Niche product based on having a relatively low Satisfaction score and low Market Presence compared to the rest of the category. While they may have positive reviews, they do not have enough reviews to validate those ratings. 82% of users rated it 4 or 5 stars, 88% of users believe it is headed in the right direction, and users said they would be likely to recommend TeamsID at a rate of 87%.

Satisfaction Ratings



Top Industries Represented



*N/A is displayed when fewer than five responses were received for the question.



Ownership
SplashData



HQ Location
Los Gatos, CA



Year Founded
2000



**Employees (Listed
On LinkedIn)**
9



Company Website
splashdata.com



Satisfaction Ratings for Password Managers

G2 reviewers rated software sellers ability to satisfy their needs as shown in the table below.

	Satisfaction		Satisfaction by Category						Net Promoter Score (NPS)
	Likelihood to Recommend	Product Going in Right Direction?	Meets Requirements	Ease of Admin	Ease of Doing Business With	Quality of Support	Ease of Setup	Ease of Use	
LastPass	89%	83%	93%	86%	88%	85%	89%	89%	67
NordPass Business	89%	88%	91%	91%	92%	90%	89%	90%	64
Bitwarden	94%	96%	94%	91%	94%	94%	93%	92%	80
IT Glue	94%	90%	93%	92%	92%	90%	89%	93%	80
Dashlane Password Manager	90%	91%	92%	88%	89%	87%	89%	90%	67
Keeper Password Manager	92%	92%	95%	89%	91%	91%	89%	92%	77
1Password	93%	89%	94%	92%	95%	92%	90%	92%	81
Rippling	95%	96%	96%	93%	94%	94%	92%	95%	88
RoboForm	93%	89%	94%	90%	92%	89%	90%	91%	77
Zoho Vault	87%	84%	91%	91%	90%	89%	88%	86%	53
ManageEngine	79%	78%	86%	78%	89%	80%	78%	80%	33
Hudu	96%	98%	93%	94%	96%	94%	91%	93%	90
Securden Password Vault for Enterprises	93%	97%	96%	93%	98%	97%	93%	95%	83
Passwd - team password manager for Google Workspace	94%	98%	93%	91%	95%	93%	90%	94%	81
PracticeProtect	98%	100%	96%	94%	100%	98%	94%	96%	100
Psono Password Manager	94%	93%	93%	93%	98%	96%	92%	93%	85
Avatier Identity Anywhere	92%	77%	93%	91%	98%	95%	88%	93%	75

(Satisfaction Ratings for Password Managers continues on next page)

*N/A is displayed when fewer than five responses were received for the question.

**Net Promoter Score ranges from -100 to +100



Satisfaction Ratings for Password Managers (continued)

G2 reviewers rated software sellers ability to satisfy their needs as shown in the table below.

	Satisfaction		Satisfaction by Category						Net Promoter Score (NPS)
	Likelihood to Recommend	Product Going in Right Direction?	Meets Requirements	Ease of Admin	Ease of Doing Business With	Quality of Support	Ease of Setup	Ease of Use	
Corbado	96%	100%	99%	N/A	N/A	97%	97%	97%	90
GateKeeper Proximity Authentication	96%	100%	94%	97%	98%	97%	95%	97%	93
C2 Password	89%	100%	89%	N/A	N/A	86%	94%	97%	70
N-able Passportal	82%	81%	85%	88%	80%	82%	84%	85%	45
HashiCorp Vault	86%	96%	91%	77%	85%	80%	74%	81%	50
Kaspersky Password Manager	90%	87%	96%	N/A	N/A	86%	N/A	95%	70
KeePass	90%	78%	91%	91%	89%	83%	91%	87%	67
Akeyless Platform	91%	93%	90%	88%	96%	91%	83%	91%	76
TeamPassword	91%	82%	93%	91%	96%	95%	91%	92%	69
Enpass Password Manager	92%	96%	96%	N/A	N/A	88%	N/A	95%	80
Uniqkey	89%	93%	92%	91%	95%	94%	87%	92%	65
passbolt	87%	90%	86%	83%	N/A	66%	86%	90%	58
Password Boss	84%	92%	90%	80%	88%	92%	80%	85%	42
mSecure	88%	75%	86%	N/A	N/A	97%	N/A	90%	53
Passpack	80%	70%	90%	84%	79%	90%	81%	85%	39
PassCamp	86%	100%	95%	N/A	N/A	92%	N/A	95%	75
LogMeOnce	81%	83%	87%	N/A	N/A	87%	N/A	86%	28

(Satisfaction Ratings for Password Managers continues on next page)

*N/A is displayed when fewer than five responses were received for the question.

**Net Promoter Score ranges from -100 to +100

Satisfaction Ratings for Password Managers (continued)

G2 reviewers rated software sellers ability to satisfy their needs as shown in the table below.

	Satisfaction		Satisfaction by Category						Net Promoter Score (NPS)
	Likelihood to Recommend	Product Going in Right Direction?	Meets Requirements	Ease of Admin	Ease of Doing Business With	Quality of Support	Ease of Setup	Ease of Use	
Sticky Password	79%	88%	86%	N/A	N/A	84%	N/A	84%	12
Intuitive Password	89%	80%	93%	N/A	N/A	82%	N/A	89%	54
SplashID	77%	94%	88%	N/A	N/A	79%	N/A	84%	15
TeamsID	87%	88%	91%	N/A	N/A	94%	N/A	91%	54
Average	89%	90%	92%	89%	92%	89%	89%	91%	65

*N/A is displayed when fewer than five responses were received for the question.

**Net Promoter Score ranges from -100 to +100

Feature Comparison for Password Managers

G2 users have evaluated the following products by feature. Feature ratings are representative of reviewers overall satisfaction with each feature and do not necessarily take into account the breadth of individual product features. The results are shown below.

Usability & Access

	Quick Login	Browser Extension	Mobile App Usability	Multi-Device Use	Admin Management
LastPass	91%	91%	87%	91%	86%
NordPass Business	87%	86%	84%	89%	88%
Bitwarden	91%	91%	89%	94%	89%
IT Glue	90%	81%	72%	90%	91%
Dashlane Password Manager	92%	91%	87%	92%	87%
Keeper Password Manager	92%	90%	90%	93%	90%
1Password	93%	91%	90%	94%	91%
Rippling	96%	93%	92%	95%	95%
RoboForm	94%	93%	84%	94%	90%
Zoho Vault	89%	90%	81%	88%	92%
ManageEngine	N/A	N/A	N/A	N/A	N/A
Hudu	93%	80%	76%	92%	93%
Securden Password Vault for Enterprises	91%	80%	71%	88%	96%
Passwd - team password manager for Google Workspace	96%	88%	79%	91%	92%
PracticeProtect	N/A	N/A	N/A	N/A	N/A
Psono Password Manager	96%	91%	88%	92%	92%
Avatier Identity Anywhere	95%	N/A	95%	94%	95%

(Feature Comparison for Password Managers continues on next page)

*N/A is displayed when fewer than five responses were received for the question.

**A blank box indicates that a seller has selected that they do not offer that feature.

Feature Comparison for Password Managers (continued)

G2 users have evaluated the following products by feature. Feature ratings are representative of reviewers overall satisfaction with each feature and do not necessarily take into account the breadth of individual product features. The results are shown below.

Usability & Access

	Quick Login	Browser Extension	Mobile App Usability	Multi-Device Use	Admin Management
Corbado	99%	97%	96%	97%	99%
GateKeeper Proximity Authentication	N/A	N/A	N/A	N/A	N/A
C2 Password	95%	91%	88%	95%	88%
N-able Passportal	87%	84%	80%	88%	88%
HashiCorp Vault	87%	80%	N/A	89%	90%
Kaspersky Password Manager	98%	93%	92%	89%	93%
KeePass	93%	84%	83%	87%	90%
Akeyless Platform	93%	80%	70%	85%	88%
TeamPassword	90%	90%	85%	89%	90%
Enpass Password Manager	95%	85%	92%	98%	97%
Uniqkey	91%	87%	90%	86%	89%
passbolt	80%	86%	N/A	N/A	N/A
Password Boss	87%	97%	94%	98%	96%
mSecure	92%	95%	95%	88%	88%
Passpack	88%	89%	74%	89%	89%
PassCamp	94%	95%	89%	94%	93%
LogMeOnce	98%	N/A	91%	N/A	N/A

(Feature Comparison for Password Managers continues on next page)

*N/A is displayed when fewer than five responses were received for the question.

**A blank box indicates that a seller has selected that they do not offer that feature.



Feature Comparison for Password Managers

(continued)

G2 users have evaluated the following products by feature. Feature ratings are representative of reviewers overall satisfaction with each feature and do not necessarily take into account the breadth of individual product features. The results are shown below.

Usability & Access

	Quick Login	Browser Extension	Mobile App Usability	Multi-Device Use	Admin Management
Sticky Password	82%	89%	69%	88%	N/A
Intuitive Password	92%	92%	92%	92%	
SplashID	80%	78%	N/A	88%	N/A
TeamsID	N/A	N/A	N/A	N/A	N/A
Average	91%	88%	85%	91%	91%

(Feature Comparison for Password Managers continues on next page)

*N/A is displayed when fewer than five responses were received for the question.

**A blank box indicates that a seller has selected that they do not offer that feature.



Feature Comparison for Password Managers (continued)

G2 users have evaluated the following products by feature. Feature ratings are representative of reviewers overall satisfaction with each feature and do not necessarily take into account the breadth of individual product features. The results are shown below.

Security Measures

	Password Generator	Two-Factor Authentication	Security Audits
LastPass	94%	90%	87%
NordPass Business	94%	88%	86%
Bitwarden	96%	92%	89%
IT Glue	92%	94%	
Dashlane Password Manager	95%	90%	88%
Keeper Password Manager	95%	93%	91%
1Password	95%	93%	91%
Rippling	93%	95%	94%
RoboForm	95%	90%	89%
Zoho Vault	93%	93%	92%
ManageEngine	N/A	N/A	N/A
Hudu	95%	96%	87%
Securden Password Vault for Enterprises	94%	94%	91%
Passwd - team password manager for Google Workspace	92%	92%	88%
PracticeProtect	N/A	N/A	N/A
Psono Password Manager	94%	96%	95%
Avatier Identity Anywhere	97%	94%	95%

(Feature Comparison for Password Managers continues on next page)

*N/A is displayed when fewer than five responses were received for the question.

**A blank box indicates that a seller has selected that they do not offer that feature.

Feature Comparison for Password Managers (continued)

G2 users have evaluated the following products by feature. Feature ratings are representative of reviewers overall satisfaction with each feature and do not necessarily take into account the breadth of individual product features. The results are shown below.

Security Measures

	Password Generator	Two-Factor Authentication	Security Audits
Corbado	100%	100%	98%
GateKeeper Proximity Authentication	N/A	N/A	N/A
C2 Password	90%	78%	82%
N-able Passportal	90%	92%	89%
HashiCorp Vault	97%	94%	93%
Kaspersky Password Manager	98%	95%	93%
KeePass	95%	84%	
Akeyless Platform	90%	93%	
TeamPassword	93%	88%	87%
Enpass Password Manager	94%	98%	89%
Uniqkey	94%	90%	85%
passbolt	94%	N/A	N/A
Password Boss	86%	98%	97%
mSecure	94%	83%	74%
Passpack	95%	83%	89%
PassCamp	95%	93%	
LogMeOnce	89%	91%	91%

(Feature Comparison for Password Managers continues on next page)

*N/A is displayed when fewer than five responses were received for the question.

**A blank box indicates that a seller has selected that they do not offer that feature.



Feature Comparison for Password Managers

(continued)

G2 users have evaluated the following products by feature. Feature ratings are representative of reviewers overall satisfaction with each feature and do not necessarily take into account the breadth of individual product features. The results are shown below.

Security Measures

	Password Generator	Two-Factor Authentication	Security Audits
Sticky Password	100%	N/A	N/A
Intuitive Password	94%	92%	92%
SplashID	74%	83%	N/A
TeamsID	N/A	N/A	N/A
Average	93%	91%	90%

(Feature Comparison for Password Managers continues on next page)

*N/A is displayed when fewer than five responses were received for the question.

**A blank box indicates that a seller has selected that they do not offer that feature.

Feature Comparison for Password Managers (continued)

G2 users have evaluated the following products by feature. Feature ratings are representative of reviewers overall satisfaction with each feature and do not necessarily take into account the breadth of individual product features. The results are shown below.

Storage

	Digital Wallet	File Storage
LastPass	86%	80%
NordPass Business	83%	80%
Bitwarden	84%	81%
IT Glue	73%	84%
Dashlane Password Manager	87%	76%
Keeper Password Manager	86%	86%
1Password	91%	87%
Rippling	90%	92%
RoboForm	86%	
Zoho Vault	77%	88%
ManageEngine	N/A	N/A
Hudu	70%	81%
Securden Password Vault for Enterprises	78%	78%
Passwd - team password manager for Google Workspace	84%	80%
PracticeProtect	N/A	N/A
Psono Password Manager	90%	91%
Avatier Identity Anywhere		

(Feature Comparison for Password Managers continues on next page)

*N/A is displayed when fewer than five responses were received for the question.

**A blank box indicates that a seller has selected that they do not offer that feature.

Feature Comparison for Password Managers (continued)

G2 users have evaluated the following products by feature. Feature ratings are representative of reviewers overall satisfaction with each feature and do not necessarily take into account the breadth of individual product features. The results are shown below.

Storage

	Digital Wallet	File Storage
Corbado	97%	99%
GateKeeper Proximity Authentication	N/A	N/A
C2 Password	69%	52%
N-able Passportal	82%	81%
HashiCorp Vault	94%	94%
Kaspersky Password Manager	95%	90%
KeePass		
Akeyless Platform		
TeamPassword		
Enpass Password Manager	92%	90%
Uniqkey	76%	
passbolt		
Password Boss	96%	97%
mSecure	86%	91%
Passpack		
PassCamp	95%	83%
LogMeOnce	N/A	N/A

(Feature Comparison for Password Managers continues on next page)

*N/A is displayed when fewer than five responses were received for the question.

**A blank box indicates that a seller has selected that they do not offer that feature.



Feature Comparison for Password Managers

(continued)

G2 users have evaluated the following products by feature. Feature ratings are representative of reviewers overall satisfaction with each feature and do not necessarily take into account the breadth of individual product features. The results are shown below.

Storage

	Digital Wallet	File Storage
Sticky Password	N/A	
Intuitive Password	90%	
SplashID	N/A	N/A
TeamsID	N/A	N/A
Average	85%	85%

*N/A is displayed when fewer than five responses were received for the question.

**A blank box indicates that a seller has selected that they do not offer that feature.

Additional Data for Password Managers

The table below includes a breakdown of the customer segments for each product, as represented by G2 reviewers.

Customers by Size

	Small Business (50 or fewer emp.)	Mid-Market (51-1000 emp.)	Enterprise (>1000 emp.)
LastPass	64%	25%	11%
NordPass Business	73%	25%	2%
Bitwarden	58%	29%	12%
IT Glue	70%	27%	3%
Dashlane Password Manager	65%	31%	4%
Keeper Password Manager	44%	40%	16%
1Password	58%	31%	11%
Rippling	43%	55%	2%
RoboForm	75%	21%	4%
Zoho Vault	62%	35%	3%
ManageEngine	16%	41%	44%
Hudu	87%	11%	2%
Securden Password Vault for Enterprises	33%	61%	6%
Passwd - team password manager for Google Workspace	53%	40%	6%
PracticeProtect	100%	0%	0%
Psono Password Manager	65%	30%	5%
Avatier Identity Anywhere	0%	7%	93%

(Additional Data for Password Managers continues on next page)

*N/A is displayed when data is not publicly available.

Additional Data for Password Managers (continued)

The table below includes a breakdown of the customer segments for each product, as represented by G2 reviewers.

Customers by Size

	Small Business (50 or fewer emp.)	Mid-Market (51-1000 emp.)	Enterprise (>1000 emp.)
Corbado	90%	10%	0%
GateKeeper Proximity Authentication	56%	38%	6%
C2 Password	100%	0%	0%
N-able Passportal	73%	24%	3%
HashiCorp Vault	24%	41%	35%
Kaspersky Password Manager	63%	13%	25%
KeePass	40%	32%	27%
Akeyless Platform	24%	26%	50%
TeamPassword	69%	31%	0%
Enpass Password Manager	76%	20%	4%
Uniqkey	62%	38%	1%
passbolt	67%	33%	0%
Password Boss	64%	21%	14%
mSecure	67%	33%	0%
Passpack	52%	45%	3%
PassCamp	64%	36%	0%
LogMeOnce	21%	43%	36%

(Additional Data for Password Managers continues on next page)

*N/A is displayed when data is not publicly available.

Additional Data for Password Managers (continued)

The table below includes a breakdown of the customer segments for each product, as represented by G2 reviewers.

Customers by Size

	Small Business (50 or fewer emp.)	Mid-Market (51-1000 emp.)	Enterprise (>1000 emp.)
Sticky Password	56%	6%	38%
Intuitive Password	45%	18%	36%
SplashID	21%	16%	63%
TeamsID	64%	27%	9%
Average	57%	28%	15%

(Additional Data for Password Managers continues on next page)

*N/A is displayed when data is not publicly available.



Additional Data for Password Managers (continued)

The table below highlights implementation and deployment data as indicated in real user reviews on G2.

Implementation

	Deployment		Implementation Time	Implementation Method				Number of Users Purchased	Contract Term
	Cloud	On-Premises	Avg. Months to Go Live	In-House Team	Seller Services Team	Third-Party Consultant	Don't know	Median Number of Users Bought	Avg. Contract Term (Months)
LastPass	65%	35%	1.2	92%	2%	1%	6%	17	9
NordPass Business	50%	50%	0.9	90%	2%	1%	7%	7	16
Bitwarden	66%	34%	1.1	87%	1%	1%	10%	17	7
IT Glue	88%	12%	2.1	78%	7%	1%	15%	17	18
Dashlane Password Manager	63%	37%	0.9	90%	3%	1%	6%	17	10
Keeper Password Manager	100%	0%	1.6	75%	4%	1%	20%	37	13
1Password	65%	35%	1.0	91%	3%	1%	5%	17	7
Rippling	70%	30%	1.5	78%	7%	0%	14%	37	13
RoboForm	56%	44%	0.9	92%	3%	1%	4%	7	15
Zoho Vault	68%	32%	0.7	100%	0%	0%	0%	7	4
ManageEngine	8%	92%	2.0	100%	0%	0%	0%	17	11
Hudu	67%	33%	1.1	96%	0%	1%	3%	7	5
Securden Password Vault for Enterprises	27%	73%	1.9	83%	0%	4%	13%	27	12
Passwd - team password manager for Google Workspace	78%	22%	1.2	71%	6%	0%	24%	37	5
PracticeProtect	N/A	N/A	N/A	N/A	N/A	N/A	N/A	N/A	N/A
Psono Password Manager	33%	67%	1.9	83%	0%	0%	17%	3	11
Avatier Identity Anywhere	15%	85%	3.9	80%	20%	0%	0%	3750	20

(Additional Data for Password Managers continues on next page)

*N/A is displayed when data is not publicly available.

Additional Data for Password Managers (continued)

The table below highlights implementation and deployment data as indicated in real user reviews on G2.

Implementation

	Deployment		Implementation Time	Implementation Method				Number of Users Purchased	Contract Term
	Cloud	On-Premises	Avg. Months to Go Live	In-House Team	Seller Services Team	Third-Party Consultant	Don't know	Median Number of Users Bought	Avg. Contract Term (Months)
Corbado	N/A	N/A	N/A	N/A	N/A	N/A	N/A	N/A	N/A
GateKeeper Proximity Authentication	44%	56%	2.4	78%	22%	0%	0%	N/A	N/A
C2 Password	N/A	N/A	N/A	N/A	N/A	N/A	N/A	N/A	N/A
N-able Passportal	92%	8%	1.4	83%	17%	0%	0%	17	5
HashiCorp Vault	76%	24%	2.0	100%	0%	0%	0%	7	15
Kaspersky Password Manager	N/A	N/A	N/A	N/A	N/A	N/A	N/A	N/A	N/A
KeePass	25%	75%	1.2	95%	5%	0%	0%	12	0
Akeyless Platform	82%	18%	2.7	82%	14%	5%	0%	75	16
TeamPassword	43%	57%	1.3	78%	4%	0%	18%	17	6
Enpass Password Manager	N/A	N/A	N/A	N/A	N/A	N/A	N/A	N/A	N/A
Uniqkey	57%	43%	1.6	69%	19%	2%	10%	37	13
passbolt	33%	67%	0.3	100%	0%	0%	0%	75	0
Password Boss	N/A	N/A	0.6	83%	17%	0%	0%	N/A	N/A
mSecure	100%	0%	N/A	N/A	N/A	N/A	N/A	N/A	N/A
Passpack	75%	25%	0.8	100%	0%	0%	0%	17	5
PassCamp	N/A	N/A	N/A	N/A	N/A	N/A	N/A	N/A	N/A
LogMeOnce	0%	0%	N/A	N/A	N/A	N/A	N/A	N/A	N/A

(Additional Data for Password Managers continues on next page)

*N/A is displayed when data is not publicly available.



Additional Data for Password Managers (continued)

The table below highlights implementation and deployment data as indicated in real user reviews on G2.

Implementation

	Deployment		Implementation Time	Implementation Method				Number of Users Purchased	Contract Term
	Cloud	On-Premises	Avg. Months to Go Live	In-House Team	Seller Services Team	Third-Party Consultant	Don't know	Median Number of Users Bought	Avg. Contract Term (Months)
Sticky Password	N/A	N/A	N/A	N/A	N/A	N/A	N/A	N/A	N/A
Intuitive Password	N/A	N/A	N/A	N/A	N/A	N/A	N/A	N/A	N/A
SplashID	0%	100%	N/A	N/A	N/A	N/A	N/A	N/A	N/A
TeamsID	N/A	N/A	N/A	N/A	N/A	N/A	N/A	N/A	N/A

(Additional Data for Password Managers continues on next page)

*N/A is displayed when data is not publicly available.

Additional Data for Password Managers (continued)

The table below highlights the average user adoption of each product as indicated in real user reviews on G2.

User Adoption and Return on Investment (ROI)

	User Adoption	Payback Period
	Average User Adoption	Estimated ROI (payback period in months)
LastPass	73%	11
NordPass Business	76%	10
Bitwarden	72%	11
IT Glue	88%	11
Dashlane Password Manager	78%	9
Keeper Password Manager	69%	13
1Password	78%	10
Rippling	92%	10
RoboForm	75%	13
Zoho Vault	73%	3
ManageEngine	63%	11
Hudu	90%	4
Securden Password Vault for Enterprises	71%	4
Passwd - team password manager for Google Workspace	78%	2
PracticeProtect	N/A	N/A
Psono Password Manager	63%	6
Avatier Identity Anywhere	86%	18

(Additional Data for Password Managers continues on next page)

*N/A is displayed when data is not publicly available.

Additional Data for Password Managers (continued)

The table below highlights the average user adoption of each product as indicated in real user reviews on G2.

User Adoption and Return on Investment (ROI)

	User Adoption	Payback Period
	Average User Adoption	Estimated ROI (payback period in months)
Corbado	N/A	N/A
GateKeeper Proximity Authentication	85%	N/A
C2 Password	N/A	N/A
N-able Passportal	51%	11
HashiCorp Vault	48%	13
Kaspersky Password Manager	N/A	N/A
KeePass	68%	14
Akeyless Platform	42%	14
TeamPassword	84%	13
Enpass Password Manager	N/A	N/A
Uniqkey	73%	12
passbolt	88%	20
Password Boss	50%	N/A
mSecure	N/A	N/A
Passpack	69%	11
PassCamp	N/A	N/A
LogMeOnce	N/A	N/A

(Additional Data for Password Managers continues on next page)

*N/A is displayed when data is not publicly available.

Additional Data for Password Managers (continued)

The table below highlights the average user adoption of each product as indicated in real user reviews on G2.

User Adoption and Return on Investment (ROI)

	User Adoption	Payback Period
	Average User Adoption	Estimated ROI (payback period in months)
Sticky Password	N/A	N/A
Intuitive Password	N/A	N/A
SplashID	N/A	N/A
TeamsID	N/A	N/A
Average	72%	11

(Additional Data for Password Managers continues on next page)

*N/A is displayed when data is not publicly available.

Additional Data for Password Managers (continued)

The table below highlights third-party market presence data used to inform the G2's Market Presence Score that highlights each products impact and influence in the category.

Market Presence

	Seller Name	Year Founded	Employees on LinkedIn (Seller)	LinkedIn Followers
LastPass	LastPass	2008	821	38,658
NordPass Business	Nord Security	2012	1,709	64,979
Bitwarden	Bitwarden	2015	201	25,329
IT Glue	Kaseya	2000	5,369	175,666
Dashlane Password Manager	Dashlane	2009	313	29,324
Keeper Password Manager	Keeper Security	2011	570	137,263
1Password	1Password	2005	2,628	88,018
Rippling	Rippling	2016	5,705	280,113
RoboForm	Siber Systems	1995	66	1,791
Zoho Vault	Zoho	1996	26,328	1,986,767
ManageEngine	ManageEngine	2002	513	50,026
Hudu	Hudu	2018	26	4,006
Securden Password Vault for Enterprises	Securden, Inc.	2018	115	4,239
Passwd - team password manager for Google Workspace	Passwd		5	139
PracticeProtect	PracticeProtect		62	10,549
Psono Password Manager	Psono		1	1
Avatier Identity Anywhere	Avatier	1995	34	4,265

(Additional Data for Password Managers continues on next page)

*N/A is displayed when data is not publicly available.



Additional Data for Password Managers (continued)

The table below highlights third-party market presence data used to inform the G2's Market Presence Score that highlights each products impact and influence in the category.

Market Presence

	Seller Name	Year Founded	Employees on LinkedIn (Seller)	LinkedIn Followers
Corbado	Corbado	2021	10	5,368
GateKeeper Proximity Authentication	Untethered Labs	2015	22	465
C2 Password	Synology C2	2000	959	32,229
N-able Passportal	N-able		2,069	56,044
HashiCorp Vault	Hashicorp	2012	2,539	304,105
Kaspersky Password Manager	Kaspersky	1997	4,258	484,602
KeePass	KeePass		1	1
Akeyless Platform	Akeyless	2018	95	9,123
TeamPassword	TeamPassword	2012	6	208
Enpass Password Manager	Enpass Technologies	2019	62	5,827
Uniqkey	Uniqkey	2017	29	2,451
passbolt	passbolt		35	3,157
Password Boss	CyberFOX	2022	89	13,796
mSecure	mSeven Software	2008	8	124
Passpack	Passpack	2013	5	96
PassCamp	PassCamp	2017	2	294
LogMeOnce	LogmeOnce	2011	11	225

(Additional Data for Password Managers continues on next page)

*N/A is displayed when data is not publicly available.

Additional Data for Password Managers (continued)

The table below highlights third-party market presence data used to inform the G2's Market Presence Score that highlights each products impact and influence in the category.

Market Presence

	Seller Name	Year Founded	Employees on LinkedIn (Seller)	LinkedIn Followers
Sticky Password	Lamantine Software	2001	8	177
Intuitive Password	Intuitive Security Systems Pty Ltd		1	0
SplashID	SplashData	2000	9	974
TeamsID	SplashData	2000	9	974

*N/A is displayed when data is not publicly available.